



**DISTRIBUTORS OF PROFESSIONAL  
IRRIGATION & LANDSCAPE SUPPLIES**

FULL SERVICE WAREHOUSE: 1450 WEST COUNTY ROAD C • ROSEVILLE, MN 55113 - (651) 633-9416 - FAX (651) 633-1709  
Website: [www.midc-ent.com](http://www.midc-ent.com)

# PRICE LIST

# 2025

***Large Enough To Meet Your Needs...But Small Enough To Know Who You Are!***

**HOURS:**

APRIL 1ST - OCTOBER 31ST  
MONDAY - FRIDAY: 7:00AM - 5:00PM  
MAY 1ST - SEPTEMBER 6  
SATURDAY: 8:00AM - 12:00 NOON  
NOVEMBER 1ST - MARCH 31ST  
MONDAY - FRIDAY: 8:00AM - 4:00PM



INDEX

ACCLIMA P.31

BACKFLOW DEVICES P.17, 44

BALL VALVES P.15

BATTERIES P.25

BLAZING PRODUCTS P.6,14

BOILER DRAIN P.15

BRASS FITTINGS P.20

CAM LOCKS P.38

CLAMPS P.1

COMPRESSION COUPLINGS P.13

CONTROLLERS P.27, 30, 35

**COPPER:**

ACCESSORIES P.23

FITTINGS P.21-23

PIPE P.23

CUTOFF RISERS P.14

DRAINAGE P.39

DRIP IRRIGATION P.33

DRIP TUBING P.33

**ELECTRICAL:**

MISCELLANEOUS P.25

ENCLOSURES P.16

FILTERS P.24, 33

**FITTINGS:**

BRASS P.20

COPPER P.21-23

FUNNY PIPE P.14

GALVANIZED P.19-20

INSERT P.3-6

NETAFIM FITTINGS P.33

PVC P.6-12

FLANGES, PVC P.13

FLO-SPAN P.14

FUNNY PIPE P.14

**GALVANIZED:**

FITTINGS P.19

NIPPLES P.20

GATE VALVES P.15

HEAT SHRINKS P.38

HOSE P.23

HOSE ADAPTERS & SWIVELS P.23

HUNTER® PRODUCTS P.35

IMPACT SPRINKLERS P.26

INSERT FITTINGS P.3-6

IRRITROL® PRODUCTS P.37

K-RAIN® PRODUCTS P.27-29

LANDSCAPE LIGHTING P.40

MANIFOLD TEE P.14

MICRO SPRAYS P.33

MP ROTATOR® P.32

NETAFIM™ PRODUCTS P.33

**NIPPLES:**

BRASS P.20

GALVANIZED P.20

PVC P.13

NOZZLES P.27, 32



**PIPE:**

COPPER PIPE P.23

LOW-DENSITY POLY PIPE P.1

FUNNY PIPE P.14

POLY PIPE P.1

PVC PIPE P.2

**POLY PIPE GRIPS** P.1, 24

**POP-UP SPRAY HEADS** P.27, 35

**PRESSURE GAUGES** P.24

**PRESSURE REGULATORS** P.33

**PUMPS** P.38

**PUMP START RELAYS** P.25, 30

**PVC:**

BALL VALVES P.15

CEMENT P.2

COMPRESSION COUPLINGS P.13

FITTINGS P.6-12

NIPPLES P.13

PIPE P.2

PRIMER P.2

REPAIR COUPLINGS P.13, 14

SWING JOINTS P.13

UNIONS P.13

**QUICK COUPLE VALVES & KEYS** P.23

**RAINBIRD® PRODUCTS** P.36

**RAIN SENSORS** P.25

**RENTAL EQUIPMENT RATES** P.41

**RPZ DEVICES** P.17, 44

**ROTORS** P.27, 35

**SADDLES** P.14

**PUSH-FIT FITTINGS** P.21

**SHOVELS** P.24

**SOLENOIDS** P.25, 27, 30, 35

**SWING JOINTS,PVC** P.13

**TAPES** P.25

**TOOLS** P.24

**TUBING, DRIP** P.33

**UNIONS** P.13

**VACUUM BREAKERS** P.17, 44

REPAIR KITS P.17-18

**VALVES:**

BALL VALVES P.15

BOILER DRAINS P.15

CHECK VALVES P.14

FOOT VALVES P.14

GATE VALVES P.15

SOLENOID VALVES P.27, 30, 35

**VALVE BOXES** P.16

**VALVE BOX PUMP** P.24

**WEATHERMATIC** P.30

**WELL SEALS** P.38

**NELSON ROTATORS** P.26

**WIRE** P.41

**WIRE LOCATORS** P.25

**WIRE SPLICES** P.41



# MIDC PRICE LIST 2025

ITEM NUMBER	DESCRIPTION	UNITS	LIST PRICE
-------------	-------------	-------	------------



## POLY PIPE - UTILITY GRADE

Please Call For Current & Quantity Pricing

YAC1X300UT8	1" x 300' 80PSI UTILITY, CENTENNIAL	100 FT.	46.17
YAC1X300UT1	1" x 300' 100PSI UTILITY, CENTENNIAL	100 FT.	51.34
YAC1.2X300UT8	1 1/4" x 300' 80PSI UTILITY, CENTENNIAL	100 FT.	87.16

## NSF

## POLY PIPE - NSF RATED

YAC.7X100G1	3/4" x 100' 100PSI NSF "PRO TURF GREEN", CENTENNIAL	100 FT.	52.49
YAC.7X400G1	3/4" x 400' 100PSI NSF "PRO TURF GREEN", CENTENNIAL	100 FT.	52.49
YAC1X300G8	1" x 300' 80PSI NSF "PRO TURF GREEN", CENTENNIAL	100 FT.	51.22
YAC1X100G1	1" x 100' 100PSI NSF "PRO TURF GREEN", CENTENNIAL	100 FT.	60.36
YAC1X300G1	1" x 300' 100PSI NSF "PRO TURF GREEN", CENTENNIAL	100 FT.	52.63
YAC1.2X300G8	1 1/4" x 300' 80PSI NSF "PRO TURF GREEN", CENTENNIAL	100 FT.	88.64
YAC1.2X100G1	1 1/4" x 100' 100PSI NSF "PRO TURF GREEN", CENTENNIAL	100 FT.	98.98
YAC1.2X300G1	1 1/4" x 300' 100PSI NSF "PRO TURF GREEN", CENTENNIAL	100 FT.	92.80
YAC1.5X100B1	1 1/2" x 100' 100PSI NSF, CENTENNIAL	100 FT.	188.82
YAC1.5X250B1	1 1/2" x 250' 100PSI NSF, CENTENNIAL	100 FT.	179.38
YAC2X100-100	2" x 100' 100PSI NSF, CENTENNIAL	100 FT.	292.83
YAC2X200-100	2" x 200' 100PSI NSF, CENTENNIAL	100 FT.	278.19

## POLY PIPE - LOW DENSITY

HR-EHD1645010	1/2" LOW DENSITY POLY TUBING - 100'	EA.	28.19
HR-EHD1645050	1/2" LOW DENSITY POLY TUBING - 500'	EA.	133.88
HR-EHD16451000	1/2" LOW DENSITY POLY TUBING - 1000'	EA.	254.37
GRIP-10B	PIPE GRIP, 1" POLY CLEVIS CONNECT	NET/EA.	125.00



## OETIKER® CLAMPS

	MD05-80 OETIKER® 1/2" .600/.700 CLAMP(198R)	EA.	0.30
	MD0780100 OETIKER® 3/4" 80/100# CLAMP (271R)	EA.	0.31
	MD10-80 OETIKER® 1" 80# CLAMP (316R)	EA.	0.31
	MD10-100 OETIKER® 1" 80/100# CLAMP (331R)	EA.	0.31
	MD12-410 OETIKER® 1 1/4" 80# CLAMP (410R)	EA.	0.36
	MD12-80100 OETIKER® 1 1/4" 80/100# CLAMP (425R)	EA.	0.37
	MD15-80100 OETIKER® 1 1/2" 80/100# CLAMP (500R)	EA.	0.52

## STAINLESS STEEL SCREW CLAMPS

	IC6812 3/4" and 1" CLAMP	EA.	1.82
	IC6816 1" CLAMP	EA.	1.82
	IC6820 1" and 1 1/4" CLAMP	EA.	1.85
	IC6828 1 1/2" CLAMP	EA.	1.87
	IC6832 2" CLAMP	EA.	1.87

# MIDC PRICE LIST 2025

**ITEM NUMBER**

**DESCRIPTION**

**UNITS**

**LIST PRICE**



## PVC PIPE-SOLVENT WELD

WP12160SW	11/4" x 20' CLASS 160 PVC PIPE, BELL END	100 FT.	108.95
WP15160SW	11/2" x 20' CLASS 160 PVC PIPE, BELL END	100 FT.	142.54
WP15200SW	11/2" x 20' CLASS 200 PVC PIPE, BELL END	100 FT.	154.80
WP20160SW	2" x 20' CLASS 160 PVC PIPE, BELL END	100 FT.	171.47
WP20200SW	2" x 20' CLASS 200 PVC PIPE, BELL END	100 FT.	198.27
WP25160SW	21/2" x 20' CLASS 160 PVC PIPE, BELL END	100 FT.	287.69
WP25200SW	21/2" x 20' CLASS 200 PVC PIPE, BELL END	100 FT.	309.08
WP30160SW	3" x 20' CLASS 160 PVC PIPE, BELL END	100 FT.	438.59
WP30200SW	3" x 20' CLASS 200 PVC PIPE, BELL END	100 FT.	461.67
WP40160SW	4" x 20' CLASS 160 PVC PIPE, BELL END	100 FT.	528.56
WP40200SW	4" x 20' CLASS 200 PVC PIPE, BELL END	100 FT.	692.98
WP60200SW	6" x 20' CLASS 200 PVC PIPE, BELL END	100 FT.	1506.66



*Please call for current & quantity pricing*

## PVC PIPE-GASKETED

WP30200RT	3" X 20' CLASS 200 PVC PIPE, GASKETED	100 FT.	506.07
WP40200RT	4" X 20' CLASS 200 PVC PIPE, GASKETED	100 FT.	991.90
WP60200RT	6" X 20' CLASS 200 PVC PIPE, GASKETED	100 FT.	2062.00

*Call for current pricing*

## PVC PIPE-SCHEDULE 40

WP10200SW	1" x 20' CLASS 200 PVC PIPE, BELL END	100 FT.	288.55
WP20S40SW	2" x 20' SCHEDULE 40 PVC PIPE, BELL END	100 FT.	253.92
WP30S40SW	3" x 20' SCHEDULE 40 PVC PIPE, BELL END	100 FT.	395.00
WP40S40SW	4" x 20' SCHEDULE 40 PVC PIPE, BELL END	100 FT.	649.90

*Call for current pricing*



## PVC CEMENT & PRIMER

OTPTRH	CHRISTY'S® RED HOT PVC CEMENT, PINT	EA.	43.39
OTQTC	PVC CEMENT, MEDIUM BODIED, MED. SET, QUART	EA.	59.85
OTQTP	PVC PRIMER,QUART	EA.	62.94

WTM-WET16	WHITLAM WEATHERPROOF BLUE WET/DRY ONE STEP PVC CEMENT, PT.	EA.	36.88
WTM-WET32	WHITLAM WEATHERPROOF BLUE WET/DRY ONE STEP PVC CEMENT, QT.	EA.	52.54



**Before anything else, preparation is the key to success**

# MIDC PRICE LIST 2025

**ITEM NUMBER**

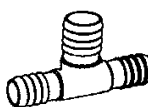
**DESCRIPTION**


**UNITS BAG/BOX LIST PRICE**

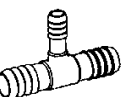


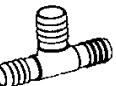
**Dura Plastic Products, Inc.**

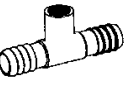
## INSERT FITTINGS

<b>TEE (insert)</b>					
	PL16-05	1/2" TEE, INST.	EA.	10/250	3.07
	PL16-07	3/4" TEE, INST.	EA.	10/200	3.48
	PL16-10	1" TEE, INST.	EA.	10/50	3.52
	PL16-12	1 1/4" TEE, INST.	EA.	10/50	5.50
	PL16-15	1 1/2" TEE, INST.	EA.	5/25	7.37
	PL16-20	2" TEE, INST.	EA.	5/25	14.64

<b>SIDE OUTLET TEE</b>					
(insert x insert x insert x FPT)					
	PL17-1005	1" x 1" x 1/2" SIDE OUTLET TEE, I x I x I x FPT	EA.	5/50	8.99

<b>REDUCING TEE (insert x insert x reducing insert)</b>					
	PL58070705	3/4" x 3/4" x 1/2" REDUCING TEE, INST.	EA.	10/200	4.05
	PL58101005	1" x 1" x 1/2" REDUCING TEE, INST.	EA.	10/100	4.54
	PL58101007	1" x 1" x 3/4" REDUCING TEE, INST.	EA.	10/100	4.68
	PL60121010	1 1/4" x 1" x 1" REDUCING TEE, INST.	EA.	50	7.56
	PL58121205	1 1/4" x 1 1/4" x 1/2" REDUCING TEE, INST.	EA.	10/50	6.36
	PL58121207	1 1/4" x 1 1/4" x 3/4" REDUCING TEE, INST.	EA.	10/50	6.36
	PL58121210	1 1/4" x 1 1/4" x 1" REDUCING TEE, INST.	EA.	10/50	6.36
	PL58151510	1 1/2" x 1 1/2" x 1" REDUCING TEE, INST.	EA.	10/50	10.65
	PL58151512	1 1/2" x 1 1/2" x 1 1/4" REDUCING TEE, INST.	EA.	5/25	10.65
	PL58202010	2" x 2" x 1" REDUCING TEE, INST.	EA.	5/25	14.11
PL58202012	2" x 2" x 1 1/4" REDUCING TEE, INST.	EA.	5/25	15.02	
PL58202015	2" x 2" x 1 1/2" REDUCING TEE, INST.	EA.	5/25	15.02	

<b>BULLHEAD TEE (insert x insert x bullhead insert)</b>					
	PL18070710	3/4" x 3/4" x 1" BULLHEAD TEE, INST.	EA.	10/100	9.16
	PL18101012	1" x 1" x 1 1/4" BULLHEAD TEE, INST.	EA.	10/50	10.94
	PL42070707	3/4" COMB. TEE, INST. X FPT	EA.	10/200	5.29
	PL42101010	1" COMB. TEE, INST. X FPT	EA.	10/50	5.61
	PL42121212	1 1/4" COMB. TEE, INST. X FPT	EA.	10/50	8.63
	PL42151515	1 1/2" COMB. TEE, INST. X FPT	EA.	5/25	15.02
	PL42202020	2" COMB. TEE, INST x FPT	EA.	5/20	18.54

<b>COMBINATION AND REDUCING TEE (insert x insert x fip1)</b>					
	PL42070705	3/4" x 3/4" x 1/2" COMB. RED. TEE, INST x FPT	EA.	10/200	5.04
	PL42101005	1" x 1" x 1/2" COMB. RED. TEE, INST. x FPT	EA.	10/100	5.04
	PL42101007	1" x 1" x 3/4" COMB. RED. TEE, INST. x FPT	EA.	10/100	5.04
	PL42121205	1 1/4" x 1 1/4" x 1/2" COMB. RED. TEE, INST. x FPT	EA.	10/50	7.11
	PL42121207	1 1/4" x 1 1/4" x 3/4" COMB. RED. TEE, INST. x FPT	EA.	10/50	7.76
	PL42121210	1 1/4" x 1 1/4" x 1" COMB. RED. TEE, INST. x FPT	EA.	10/50	8.18
	PL42151510	1 1/2" x 1 1/2" x 1" COMB. RED. TEE, INST. x FPT	EA.	10/50	13.02

# MIDC PRICE LIST 2025

**ITEM NUMBER**







**DESCRIPTION**

**UNITS BAG/BOX LIST PRICE**



**Dura Plastic Products, Inc.**

**INSERT FITTINGS**

ITEM NUMBER	DESCRIPTION	UNITS	BAG/BOX	LIST PRICE
<b>COMBINATION TEE</b> (insert x insert x mipt)				
PL78-10	1" COMB. TEE, INST x MPT	EA.	10/50	6.73
				
<b>90° ELBOW</b> (insert)				
PL14-05	1/2" 90° EL, INST.	EA.	10/250	2.59
PL14-07	3/4" 90° EL, INST.	EA.	10/250	3.24
PL14-10	1" 90° EL, INST.	EA.	10/100	3.09
PL14-12	1 1/4" 90° EL, INST.	EA.	5/50	3.55
PL14-15	1 1/2" 90° EL, INST.	EA.	5/50	4.46
PL14-20	2" 90° EL, INST.	EA.	5/25	6.34
				
<b>COMBINATION 90° ELBOW</b> (insert x fipt)				
PL40-0505	1/2" COMB. 90° EL, INST x FPT	EA.	10/250	2.85
PL40-0707	3/4" COMB. 90° EL, INST x FPT	EA.	10/250	3.24
PL40-1010	1" COMB. 90° EL, INST x FPT	EA.	10/100	3.93
				
PL40-0705	3/4" x 1/2" 90° EL, INST x FPT	EA.	10/250	3.24
PL40-1005	1" x 1/2" 90° EL, INST x FPT	EA.	10/100	2.81
PL40-1007	1" x 3/4" 90° EL, INST x FPT	EA.	10/100	3.24
PL40-1205	1 1/4" x 1/2" 90° EL, INST x FPT	EA.	10/100	6.42
PL40-1207	1 1/4" x 3/4" 90° EL, INST x FPT	EA.	5/50	6.42
<b>SIDE OUTLET 90</b> (inst. X inst. X fpt)				
PL15-1005	1" x 1" x 1/2" SIDE OUTLET 90° EL, I x I x FPT	EA.	5/50	7.92
				
<b>COMBINATION 90° ELBOW</b> (insert x mipt)				
PL76-07	3/4" COMB. 90° EL, INST x MPT	EA.	10/250	4.92
PL76-10	1" COMB. 90° EL, INST x MPT	EA.	10/100	6.59
PL76-15	1 1/2" COMB. 90° EL, INST x MPT	EA.	5/50	10.93
				
<b>CROSS</b> (insert)				
PL72-07	3/4" CROSS, INST.	EA.	10/100	8.86
PL72-10	1" CROSS, INST.	EA.	50	8.12
PL72-12	1 1/4" CROSS, INST.	EA.	25	17.54
PL72-15	1 1/2" CROSS, INST	EA.	25	21.88
PL72-20	2" CROSS, INST.	EA.	20	43.18
				

# MIDC PRICE LIST 2025

**ITEM NUMBER**

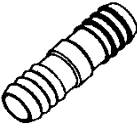
**DESCRIPTION**

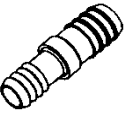
**UNITS BAG/BOX LIST PRICE**




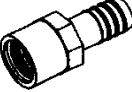
**Dura Plastic Products, Inc.**

**INSERT FITTINGS**


 <p><b>COUPLING (insert)</b></p>	PL10-05	1/2" COUPLING, INST.	EA.	10/250	1.30
	PL10-07	3/4" COUPLING, INST.	EA.	10/250	1.66
	PL10-10	1" COUPLING, INST.	EA.	10/100	1.48
	PL10-12	1 1/4" COUPLING, INST.	EA.	10/100	2.19
	PL10-15	1 1/2" COUPLING, INST.	EA.	10/50	2.92
	PL10-20	2" COUPLING, INST.	EA.	5/25	5.60


 <p><b>REDUCING COUPLING (insert)</b></p>	PL36-0705	3/4" x 1/2" COUPLING, INST.	EA.	10/250	2.63
	PL36-1005	1" x 1/2" COUPLING, INST.	EA.	10/100	2.99
	PL36-1007	1" x 3/4" COUPLING, INST.	EA.	10/100	2.19
	PL36-1210	1 1/4" x 1" COUPLING, INST.	EA.	10/100	3.88
	PL36-1510	1 1/2" x 1" COUPLING, INST.	EA.	5/50	5.48
	PL36-1512	1 1/2" x 1 1/4" COUPLING, INST.	EA.	5/50	5.48
	PL36-2015	2" x 1 1/2" COUPLING, INST.	EA.	5/50	7.42

	RM-PSC-10	1" POLY STRETCH COUPLING, INST.	EA.	100	12.74
	RM-PSC-12	1 1/4" POLY STRETCH COUPLING, INST.	EA.	25	19.68
	RM-PSC-15	1 1/2" POLY STRETCH COUPLING, INST.	EA.	25	21.94











 <p><b>FEMALE ADAPTER (fip x insert)</b></p>	PL90-05	1/2" FEMALE ADAPTER, INST x FPT	EA.	10/250	7.07
	PL90-07	3/4" FEMALE ADAPTER, INST x FPT	EA.	10/250	7.50
	PL90-10	1" FEMALE ADAPTER, INST x FPT	EA.	10/100	7.45
	PL90-12	1 1/4" FEMALE ADAPTER, INST x FPT	EA.	5/50	10.51
	PL90-15	1 1/2" FEMALE ADAPTER, INST x MPT	EA.	5/50	11.47
	PL90-20	2" FEMALE ADAPTER, INST x MPT	EA.	5/25	19.55

 <p><b>FITTING ADAPTER (spg x insert)</b></p>	PL10-10SP	1" FITTING ADAPTER, SPG x INST	EA.	10/100	3.89
	PL10-12SP	1 1/4" FITTING ADAPTER, SPG x INST	EA.	5/50	6.63
	PL10-15SP	1 1/2" FITTING ADAPTER, SPG x INST	EA.	5/50	7.21
	PL10-20SP	2" FITTING ADAPTER, SPG x INST	EA.	5	12.30

 <p><b>MALE ADAPTER (mip x insert)</b></p>	PL12-05	1/2" MALE ADAPTER, INST x MPT	EA.	10/250	1.50
	PL12-07	3/4" MALE ADAPTER, INST x MPT	EA.	10/200	1.80
	PL12-10	1" MALE ADAPTER, INST x MPT	EA.	10/100	1.44
	PL12-12	1 1/4" MALE ADAPTER, INST x MPT	EA.	5/50	2.86
	PL12-15	1 1/2" MALE ADAPTER, INST x MPT	EA.	5/50	3.52
	PL12-20	2" MALE ADAPTER, INST x MPT	EA.	5/25	6.76

 <p><b>REDUCING MALE ADAPTER (reducing-mipt x insert)</b></p>	PL74-0705	1/2" x 3/4" MALE ADAPTER, MPT x INST	EA.	10/100	4.88
	PL74-1005	1/2" x 1" MALE ADAPTER, MPT x INST	EA.	10/100	4.65
	PL74-1007	3/4" x 1" MALE ADAPTER, MPT x INST	EA.	10/100	4.65
	PL74-1210	1" x 1 1/4" MALE ADAPTER, MPT x INST	EA.	5/100	5.34
	PL74-1510	1" x 1 1/2" MALE ADAPTER, MPT x INST	EA.	5/50	7.44
	PL74-1512	1 1/4" x 1 1/2" MALE ADAPTER, MPT x INST	EA.	5/50	7.44

# MIDC PRICE LIST 2025

ITEM NUMBER	DESCRIPTION	UNITS	BAG/BOX	LIST PRICE	
<b>INSERT FITTINGS</b>					
  <b>Dura Plastic Products, Inc.</b>					
	PL38-0705	3/4" x 1/2" MALE ADAPTER, MPT x INST	EA.	10/250	4.14
	PL38-1007	1" x 3/4" MALE ADAPTER, MPT x INST	EA.	10/100	3.93
	PL38-1210	1 1/4" x 1" MALE ADAPTER, MPT x INST	EA.	10/100	4.99
	PL38-1510	1 1/2" x 1" MALE ADAPTER, MPT x INST	EA.	10/50	6.24
	PL38-1512	1 1/2" x 1 1/4" MALE ADAPTER, MPT x INST	EA.	10/50	6.24
	<b>PLUG (insert)</b>				
	PL82-05	1/2" PLUG, INST.	EA.	10/500	2.60
	PL82-07	3/4" PLUG, INST.	EA.	10/500	2.89
	PL82-10	1" PLUG, INST.	EA.	10/250	3.34
	PL82-12	1 1/4" PLUG, INST.	EA.	5/125	4.59
	PL82-15	1 1/2" PLUG, INST.	EA.	5/125	4.98
	PL82-20	2" PLUG, INST.	EA.	5/50	8.83
<b>BLAZING™ FAST FITTINGS</b>					
  <b>BLAZING PRODUCTS BY TOM KING</b>					
	WHB1429-010	1" COUPLING, INSERT, "BLAZING™"	EA.		3.92
	WHBPSC-010	1" POLY STRETCH COUPLING, INSERT "BLAZING™"	EA.		11.71
	WHB1406-010	1" 90° ELBOW, INSERT, "BLAZING™"	EA.		5.24
	WHB1436-010	1" MALE ADAPTER , INST x MPT "BLAZING™"	EA.		2.90
	WHB1401-010	1" TEE, INSERT, "BLAZING™"	EA.		6.10
	WHB1402-130	1" x 1" x 1/2" REDUCING COMBO TEE, INST x FPT, "BLAZING™"	EA.		6.10
	WHB1401-129	1" x 1" x SWING PIPE COMBO TEE, I x I x FUNNY PIPE BARB "BLAZING™"	EA.		5.76
	WHB1407-130	1" x 1/2" FPT "BLAZING™ FAST" END ELBOW	EA.	25/250	3.93
	WHB-EL1009	1" x FUNNY PIPE "BLAZING™ FAST" END OF LINE	EA.	25/250	3.86
	<b>SCH. 40 PVC FITTINGS</b>				
  <b>Dura Plastic Products, Inc.</b>					
	PL401-005	1/2" TEE, S x S	EA.	10/150	1.35
	PL401-007	3/4" TEE, S x S	EA.	10/100	1.41
	PL401-010	1" TEE, S x S	EA.	10/50	1.66
	PL401-012	1 1/4" TEE, S x S	EA.	5/40	2.99
	PL401-015	1 1/2" TEE, S x S	EA.	25	2.98
	PL401-020	2" TEE, S x S	EA.	25	4.54
	PL401-025	2 1/2" TEE, S x S	EA.	10	14.37
	PL401-030	3" TEE, S x S	EA.	10	19.22
	PL401-040	4" TEE, S x S	EA.	5	36.60
	PL401-060	6" TEE, S x S	EA.	1	153.79

**ONE DAY OR DAY ONE. YOU DECIDE**



# MIDC PRICE LIST 2025

**ITEM NUMBER**

**DESCRIPTION**

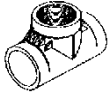
**UNITS BAG/BOX LIST PRICE**



**Dura Plastic Products, Inc.**

**SCH. 40 PVC FITTINGS**

**TEE**  
(SLIP x SLIP x FPT)



PL402-010	1" COMBINATION TEE, S x S x FPT	EA.	10/50	6.13
-----------	---------------------------------	-----	-------	------

**90° ELL**  
(SLIP x SLIP)



PL406-010	1" 90° EL, S x S	EA.	10/50	1.36
PL406-012	1 1/4" 90° EL, S x S	EA.	5/50	2.53
PL406-015	1 1/2" 90° EL, S x S	EA.	5/50	2.25
PL406-020	2" 90° EL, S x S	EA.	5/20	3.60
PL406-025	2 1/2" 90° EL, S x S	EA.	10	11.52
PL406-030	3" 90° EL, S x S	EA.	8	12.87
PL406-040	4" 90° EL, S x S	EA.	3	23.05
PL406-060	6" 90° EL, S x S	EA.	1	109.04

The secret of getting ahead is getting started

# MIDC PRICE LIST 2025

**ITEM NUMBER**

**DESCRIPTION**

**UNITS BAG/BOX LIST PRICE**



**Dura Plastic Products, Inc.**

**SCH. 40 PVC FITTINGS**

PL465-020	2" 22.5 DEG EL, S x S	EA		8.42
PL465-025	2 1/2" 22.5 DEG EL, S x S	EA.		20.83
PL465-030	3" 22.5 DEG. EL, S x S	EA.		32.30
PL465-040	4" 22.5 DEG EL. S x S	EA.		58.02
PL465-060	6" 22.5 DEG EL, S x S	EA.		143.22

**90° ELL  
(FPTXFPT)**



PL408-015	1 1/2" 90° EL, FPT x FPT	EA.	5/50	15.99
PL408-020	2" 90° EL, FPT x FPT	EA.	5/25	24.36

**90° ELL  
(SLIP X MPT)**

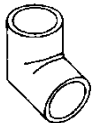


PL410-010	1" COMBINATION 90° EL, S x MPT	EA.	10/50	2.78
PL410-015	1 1/2" COMBINATION 90° EL, S x MPT	EA.	5/25	9.67
PL410-020	2" COMBINATION 90° EL, S x MPT	EA.	5/20	23.91



PL412-006	1/2" 90° ST. EL, MPT x FPT, marlex	EA.	10/250	4.28
PL412-008	3/4" 90° ST. EL, MPT x FPT, marlex	EA.	10/250	5.54
PL412-011	1" 90° ST. EL, MPT x FPT, marlex	EA.	10/100	8.87

**45° ELL  
(SLIP X SLIP)**



PL417-010	1" 45° EL, S x S	EA.	10/100	2.92
PL417-012	1 1/4" 45° EL, S x S	EA.	5/50	4.75
PL417-015	1 1/2" 45° EL, S x S	EA.	10/50	5.47
PL417-020	2" 45° EL, S x S	EA.	5/20	7.82
PL417-025	2 1/2" 45° EL, S x S	EA.	10	19.34
PL417-030	3" 45° EL, S x S	EA.	8	29.30
PL417-040	4" 45° EL, S x S	EA.	3	52.60
PL417-060	6" 45° EL, S x S	EA.	2	106.20

**Impossible is just an opinion**



# MIDC PRICE LIST 2025

**ITEM NUMBER**


**DESCRIPTION**

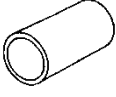
**UNITS BAG/BOX LIST PRICE**





**Dura Plastic Products, Inc.**


**SCH. 40 PVC FITTINGS**

ITEM NUMBER	DESCRIPTION	UNITS	BAG/BOX	LIST PRICE
<b>CROSS</b>  	PL420-005	1/2" CROSS, S x S	EA.	10/100 6.37
	PL420-007	3/4" CROSS, S x S	EA.	10/50 10.57
	PL420-010	1" CROSS, S x S	EA.	5/25 6.05
	PL420-012	1 1/4" CROSS, S x S	EA.	5/25 11.62
	PL420-015	1 1/2" CROSS, S x S	EA.	5/15 13.19
	PL420-020	2" CROSS, S x S	EA.	10 19.41
	PL420-025	2 1/2" CROSS, S x S	EA.	8 52.33
	PL420-030	3" CROSS, S x S	EA.	5 64.23
	PL420-040	4" CROSS, S x S	EA.	3 95.14

ITEM NUMBER	DESCRIPTION	UNITS	BAG/BOX	LIST PRICE
<b>COUPLING (SLIP X SLIP)</b>  	PL429-005	1/2" COUPLING, S x S	EA.	10/250 1.09
	PL429-007	3/4" COUPLING, NESTING, S x S	EA.	10/250 0.67
	PL429-010	1" COUPLING, NESTING, S x S	EA.	10/100 1.29
	PL429-012	1 1/4" COUPLING, S x S	EA.	10/50 1.89
	PL429-015	1 1/2" COUPLING, S x S	EA.	10/50 1.68
	PL429-020	2" COUPLING, S x S	EA.	5/25 2.18
	PL429-025	2 1/2" COUPLING, S x S	EA.	25 5.83
	PL429-030	3" COUPLING, S x S	EA.	10 9.11
	PL429-040	4" COUPLING, S x S	EA.	6 13.20
	PL429-060	6" COUPLING, S x S	EA.	4 67.48

ITEM NUMBER	DESCRIPTION	UNITS	BAG/BOX	LIST PRICE
<b>COUPLING (FIPT X FIPT)</b>  	PL430-005	1/2" COUPLING, THREADED PVC	EA.	10/250 1.87
	PL430-007	3/4" COUPLING, THREADED PVC	EA.	10/250 3.45
	PL430-010	1" COUPLING, THREADED PVC	EA.	10/100 5.31

ITEM NUMBER	DESCRIPTION	UNITS	BAG/BOX	LIST PRICE
<b>FEMALE ADAPTER (FIPT X SLIP)</b>  	PL435-007	3/4" FEMALE ADAPTER, S x FPT	EA.	10/250 2.27
	PL435-010	1" FEMALE ADAPTER, S x FPT	EA.	10/100 2.27
	PL435-012	1 1/4" FEMALE ADAPTER, S x FPT	EA.	5/50 3.52
	PL435-015	1 1/2" FEMALE ADAPTER, S x FPT	EA.	5/50 4.03
	PL435-020	2" FEMALE ADAPTER, S x FPT	EA.	5/25 5.41
	PL435-025	2 1/2" FEMALE ADAPTER, S x FPT	EA.	15 14.87
	PL435-030	3" FEMALE ADAPTER, S x FPT	EA.	10 19.93
	PL435-040	4" FEMALE ADAPTER, S x FPT	EA.	5 37.16

ITEM NUMBER	DESCRIPTION	UNITS	BAG/BOX	LIST PRICE
<b>FEMALE ADAPTER (SPIGOT x MIPT)</b>  	PL431-010	1" FEMALE ADAPTER, SPIGOT x FPT	EA.	10/100 2.78
	PL431-012	1 1/4" FEMALE ADAPTER, SPIGOT x FPT	EA.	5/50 3.75
	PL431-015	1 1/2" FEMALE ADAPTER, SPIGOT x FPT	EA.	5/50 4.66
	PL431-020	2" FEMALE ADAPTER, SPIGOT x FPT	EA.	25 6.96

# MIDC PRICE LIST 2025

**ITEM NUMBER**

**DESCRIPTION**

**UNITS BAG/BOX LIST PRICE**



**Dura Plastic Products, Inc.**

**SCH. 40 PVC FITTINGS**

<p><b>MALE ADAPTER</b> (MIPT x SLIP)</p>	PL436-010	1" MALE ADAPTER, S x MPT	EA.	10/100	2.53
	PL436-012	1 1/4" MALE ADAPTER, S x MPT	EA.	5/50	3.11
	PL436-015	1 1/2" MALE ADAPTER, S x MPT	EA.	5/50	2.23
	PL436-020	2" MALE ADAPTER, S x MPT	EA.	5/25	2.78
	PL436-025	2 1/2" MALE ADAPTER, S x MPT	EA.	25	12.29
	PL436-030	3" MALE ADAPTER, S x MPT	EA.	16	18.01
	PL436-040	4" MALE ADAPTER, S x MPT	EA.	12	26.81
	PL436-060	6" MALE ADAPTER, S x MPT	EA.	3	82.09

<p><b>MALE ADAPTER</b> (MIPT x SPGT)</p>	PL432-010	1" MALE ADAPTER, SPIGOT x MPT	EA.	10/100	2.51
	PL432-012	1 1/4" MALE ADAPTER, SPIGOT x MPT	EA.	5/50	4.37
	PL432-015	1 1/2" MALE ADAPTER, SPIGOT x MPT	EA.	10/50	6.24
	PL432-020	2" MALE ADAPTER, SPIGOT x MPT	EA.	5/25	7.76

<p><b>REDUCING MALE ADAPTER</b> (MIPT x SLIP)</p>	PL436-132	1" x 1 1/4" MALE ADAPTER, MPT x S	EA.	5/50	8.46
	PL436-169	1 1/4" x 1 1/2" MALE ADAPTER, MPT x S	EA.	5/125	9.55
	PL436-212	1 1/2" x 1 1/4" MALE ADAPTER, MPT x S	EA.	5/50	11.40
	PL436-213	1 1/2" x 2" MALE ADAPTER, MPT x S	EA.	5/50	11.43
	PL436-251	2" x 1 1/2" MALE ADAPTER, MPT x S	EA.	5/50	13.13

<p><b>REDUCER BUSHING</b> (SP x SLIP)</p>	PL437-131	1" x 3/4" REDUCER BUSHING, SP x S	EA.	10/250	2.71
	PL437-168	1 1/4" x 1" REDUCER BUSHING, SP x S	EA.	5/150	2.84
	PL437-209	1 1/2" x 1/2" REDUCER BUSHING, SP x S	EA.	5/100	3.39
	PL437-210	1 1/2" x 3/4" REDUCER BUSHING, SP x S	EA.	5/100	3.39
	PL437-211	1 1/2" x 1" REDUCER BUSHING, SP x S	EA.	10/100	3.39
	PL437-212	1 1/2" x 1 1/4" REDUCER BUSHING, SP x S	EA.	10/100	3.39
	PL437-247	2" x 1/2" REDUCER BUSHING, SP x S	EA.	5/50	3.96
	PL437-248	2" x 3/4" REDUCER BUSHING, SP x S	EA.	5/50	3.96
	PL437-249	2" x 1" REDUCER BUSHING, SP x S	EA.	5/50	3.96
	PL437-250	2" x 1 1/4" REDUCER BUSHING, SP x S	EA.	5/50	3.96
	PL437-251	2" x 1 1/2" REDUCER BUSHING, SP x S	EA.	5/50	2.83
	PL437-289	2 1/2" x 1" REDUCER BUSHING, SP x S	EA.	5/25	6.34
	PL437-290	2 1/2" x 1 1/4" REDUCER BUSHING, SP x S	EA.	5/25	6.34
	PL437-291	2 1/2" x 1 1/2" REDUCER BUSHING, SP x S	EA.	5/25	6.34
	PL437-292	2 1/2" x 2" REDUCER BUSHING, SP x S	EA.	5/25	4.53
	PL437-336	3" x 1 1/4" REDUCER BUSHING, SP x S	EA.	5/25	9.38
	PL437-337	3" x 1 1/2" REDUCER BUSHING, SP x S	EA.	5/25	9.38
	PL437-338	3" x 2" REDUCER BUSHING, SP x S	EA.	5/25	9.38
	PL437-339	3" x 2 1/2" REDUCER BUSHING, SP x S	EA.	5/25	6.70
	PL437-420	4" x 2" REDUCER BUSHING, SP x S	EA.	10	20.95
	PL437-421	4" x 2 1/2" REDUCER BUSHING, SP x S	EA.	10	20.95
	PL437-422	4" x 3" REDUCER BUSHING, SP x S	EA.	10	14.96
	PL437-530	6" x 3" REDUCER BUSHING, SP x S	EA.	4	87.53
	PL437-532	6" x 4" REDUCER BUSHING, SP x S	EA.	4	87.53

# MIDC PRICE LIST 2025

**ITEM NUMBER**

**DESCRIPTION**

**UNITS BAG/BOX LIST PRICE**



**Dura Plastic Products, Inc.**

**SCH. 40 PVC FITTINGS**

ITEM NUMBER	DESCRIPTION	UNITS	BAG/BOX	LIST PRICE
PL438-130	1" x 1/2" REDUCER BUSHING, SP x FPT	EA.	25/250	3.71
PL438-131	1" x 3/4" REDUCER BUSHING, SP x FPT	EA.	25/250	3.71
PL438-166	1 1/4" x 1/2" REDUCER BUSHING, SP x FPT	EA.	10/150	5.68
PL438-167	1 1/4" x 3/4" REDUCER BUSHING, SP x FPT	EA.	10/150	5.68
PL438-168	1 1/4" x 1" REDUCER BUSHING, SP x FPT	EA.	10/150	5.68
PL438-209	1 1/2" x 1/2" REDUCER BUSHING, SP x FPT	EA.	5/100	5.91
PL438-210	1 1/2" x 3/4" REDUCER BUSHING, SP x FPT	EA.	5/100	5.91
PL438-211	1 1/2" x 1" REDUCER BUSHING, SP x FPT	EA.	5/100	2.92
PL438-212	1 1/2" x 1 1/4" REDUCER BUSHING, SP x FPT	EA.	5/100	5.91
PL438-248	2" x 3/4" REDUCER BUSHING, SP x FPT	EA.	5/50	7.92
PL438-249	2" x 1" REDUCER BUSHING, SP x FPT	EA.	5/50	4.85
PL438-250	2" x 1 1/4" REDUCER BUSHING, SP x FPT	EA.	5/50	7.92
PL438-251	2" x 1 1/2" REDUCER BUSHING, SP x FPT	EA.	5/50	7.92
PL438-289	2 1/2" x 1" REDUCER BUSHING, SP x FPT	EA.	5/25	7.92
PL438-290	2 1/2" x 1 1/4" REDUCER BUSHING, SP x FPT	EA.	5/25	11.52
PL438-291	2 1/2" x 1 1/2" REDUCER BUSHING, SP x FPT	EA.	5/25	11.52
PL438-292	2 1/2" x 2" REDUCER BUSHING, SP x FPT	EA.	5/25	11.52
PL438-335	3" x 1" REDUCER BUSHING, SP x FPT	EA.	5/25	8.09
PL438-336	3" x 1 1/4" REDUCER BUSHING, SP x FPT	EA.	5/25	13.36
PL438-337	3" x 1 1/2" REDUCER BUSHING, SP x FPT	EA.	5/25	13.36
PL438-338	3" x 2" REDUCER BUSHING, SP x FPT	EA.	5/25	8.09
PL438-339	3" x 2 1/2" REDUCER BUSHING, SP x FPT	EA.	5/25	13.36
PL438-420	4" x 2" REDUCER BUSHING, SP x FPT	EA.	10	16.70
PL438-421	4" x 2 1/2" REDUCER BUSHING, SP x FPT	EA.	10	29.84
PL438-422	4" x 3" REDUCER BUSHING, SP x FPT	EA.	10	20.89
PL438-532	6" x 4" REDUCER BUSHING, SP x FPT	EA.	4	125.45

**REDUCER BUSHING (SP X FIPT)**



ITEM NUMBER	DESCRIPTION	UNITS	BAG/BOX	LIST PRICE
PL439-072	1/2" x 1/4" REDUCER BUSHING, MPT x FPT	EA.	10/500	8.76
PL439-098	3/4" x 1/4" REDUCER BUSHING, MPT x FPT	EA.	10/500	5.49
PL439-101	3/4" x 1/2" REDUCER BUSHING, MPT x FPT	EA.	10/500	3.75
PL439-130	1" x 1/2" REDUCER BUSHING, MPT x FPT	EA.	10/250	5.08
PL439-131	1" x 3/4" REDUCER BUSHING, MPT x FPT	EA.	10/250	5.37
PL439-167	1 1/4" x 3/4" REDUCER BUSHING, MPT x FPT	EA.	5/150	8.46
PL439-168	1 1/4" x 1" REDUCER BUSHING, MPT x FPT	EA.	5/150	8.46
PL439-210	1 1/2" x 3/4" REDUCER BUSHING, MPT x FPT	EA.	10/100	9.67
PL439-211	1 1/2" x 1" REDUCER BUSHING, MPT x FPT	EA.	10/100	9.67
PL439-212	1 1/2" x 1 1/4" REDUCER BUSHING, MPT x FPT	EA.	10/100	9.67
PL439-251	2" x 1 1/2" REDUCER BUSHING, MPT x FPT	EA.	5/50	10.87

**REDUCER BUSHING (MIPT X FIPT)**



**It costs nothing to dream, but everything if you don't**

# MIDC PRICE LIST 2025

**ITEM NUMBER**


**DESCRIPTION**


**UNITS BAG/BOX LIST PRICE**



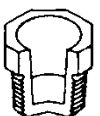
**Dura Plastic Products, Inc.**

**SCH. 40 PVC FITTINGS**

ITEM NUMBER	DESCRIPTION	UNITS	BAG/BOX	LIST PRICE
<b>CAP (SLIP)</b> 	PL447-005	1/2" CAP, SLIP	EA.	10/500 1.41
	PL447-007	3/4" CAP, SLIP	EA.	10/250 1.66
	PL447-010	1" CAP, SLIP	EA.	10/250 2.28
	PL447-012	1 1/4" CAP, SLIP	EA.	5/125 3.21
	PL447-015	1 1/2" CAP, SLIP	EA.	5/50 3.52
	PL447-020	2" CAP, SLIP	EA.	5/50 4.06
	PL447-025	2 1/2" CAP, SLIP	EA.	25 13.51
	PL447-030	3" CAP, SLIP	EA.	15 15.94
	PL447-040	4" CAP, SLIP	EA.	9 34.43
	PL447-060	6" CAP, SLIP	EA.	3 82.41

ITEM NUMBER	DESCRIPTION	UNITS	BAG/BOX	LIST PRICE
<b>CAP (THRD)</b> 	PL448-005	1/2" CAP, THREADED	EA.	10/250 2.45
	PL448-007	3/4" CAP, THREADED	EA.	10/250 2.84
	PL448-010	1" CAP, THREADED	EA.	10/250 4.06
	PL448-012	1 1/4" CAP, THREADED	EA.	5/125 5.03
	PL448-015	1 1/2" CAP, THREADED	EA.	5/50 5.27
	PL448-020	2" CAP, THREADED	EA.	5/50 9.67
	PL448-025	2 1/2" CAP, THREADED	EA.	25 14.33
	PL448-030	3" CAP, THREADED	EA.	15 18.86
	PL448-040	4" CAP, THREADED	EA.	9 34.76

ITEM NUMBER	DESCRIPTION	UNITS	BAG/BOX	LIST PRICE
<b>PLUG</b> 	PL449-007	3/4" PLUG, SP.	EA.	10/250 3.62
	PL449-010	1" PLUG, SP.	EA.	10/250 4.11
	PL449-012	1 1/4" PLUG, SP.	EA.	5/125 5.53
	PL449-015	1 1/2" PLUG, SP.	EA.	5/50 6.96

ITEM NUMBER	DESCRIPTION	UNITS	BAG/BOX	LIST PRICE
<b>PLUG</b> 	PL450-005	1/2" PLUG, THREADED	EA.	10/250 2.10
	PL450-007	3/4" PLUG, THREADED	EA.	10/500 2.10
	PL450-010	1" PLUG, THREADED	EA.	10/250 3.67
	PL450-012	1 1/4" PLUG, THREADED	EA.	5/125 7.04
	PL450-015	1 1/2" PLUG, THREADED	EA.	5/125 7.18
	PL450-020	2" PLUG, THREADED	EA.	5/50 9.58
	PL450-025	2 1/2" PLUG, THREADED	EA.	5/25 14.24
	PL450-030	3" PLUG, THREADED	EA.	5/25 25.35

# MIDC PRICE LIST 2025

**ITEM NUMBER**

**DESCRIPTION**

**UNITS BAG/BOX LIST PRICE**



## PVC UNIONS



AGU-010T	1" PVC UNION, FPT x FPT	EA.	14.63
AGU-012T	1 1/4" PVC UNION, FPT x FPT	EA.	19.36
AGU-015	1 1/2" PVC UNION, S x S	EA.	23.23
AGU-015T	1 1/2" PVC UNION, FPT x FPT	EA.	24.16
AGU-020	2" PVC UNION, S x S	EA.	32.33
AGU-020T	2" PVC UNION, FPT x FPT	EA.	33.99



## PVC FLANGES




PL854-030	3" PVC FLANGE, VAN STONE	NET/EA.	35.45
PL854-030-G	3" PVC FLANGE GASKET	NET/EA.	7.16
PL854-040	4" PVC FLANGE, VAN STONE	NET/EA.	42.44
PL854-040-G	4" PVC FLANGE GASKET	NET/EA.	10.80
PL854-060	6" PVC FLANGE, VAN STONE	NET/EA.	70.26
PL854-060-G	6" FLANGE GASKET	NET/EA.	19.98



**Dura Plastic Products, Inc.**

## SCH. 80 PVC NIPPLES



AL05X2	1/2" x 2" SCH. 80 NIPPLE	EA.	1.14
AL05X4	1/2" x 4" SCH. 80 NIPPLE	EA.	2.15
AL05X8	1/2" x 8" SCH. 80 NIPPLE	EA.	3.26
AL05X10	1/2" x 10" SCH. 80 NIPPLE	EA.	3.72
AL05X12	1/2" x 12" SCH. 80 NIPPLE	EA.	3.83
AL05X36	1/2" x 36" SCH. 80 NIPPLE	EA.	12.22
AL07XCL	3/4" x CLOSE SCH. 80 NIPPLE	EA.	1.18
AL07X2	3/4" x 2" SCH. 80 NIPPLE	EA.	1.43
AL07X4	3/4" x 4" SCH. 80 NIPPLE	EA.	2.25
AL07X12	3/4" x 12" SCH. 80 NIPPLE	EA.	4.98
AL10X2	1" x 2" SCH. 80 NIPPLE	EA.	1.97
AL10X4	1" x 4" SCH. 80 NIPPLE	EA.	2.96
AL10X6	1" x 6" SCH. 80 NIPPLE	EA.	4.09
AL10X12	1" x 12" SCH. 80 NIPPLE	EA.	6.85
AL12XCL	1 1/4" x CLOSE SCH. 80 NIPPLE	EA.	3.25
AL15X2	1 1/2" x 2" SCH. 80 NIPPLE	EA.	3.88
AL20X2.5	2" x 2 1/2" SCH. 80 NIPPLE	EA.	5.96



## PVC SWING JOINTS



PL07SJA-T	3/4" x 4" PVC SWING JOINT, ASSEMBLED, MPT x MPT	EA.	42.99
PL10SJA	1" X 12" PVC SWING JOINT, ASSEMBLED, MPT x MPT	EA. 10/CASE	66.59
PL12SJA	1 1/4" X 12" PVC SWING JOINT, ASSEMBLED, MPT x MPT	EA. 10/CASE	93.97
PL15SJA	1 1/2" X 12" PVC SWING JOINT, ASSEMBLED, MPT x MPT	EA. 10/CASE	106.28




Made with Pride in the U.S.A. by  
The Professional's Choice

## PVC COMPRESSION COUPLINGS





FC110-12	1 1/4" PVC COMPRESSION COUPLING	EA.	27.80
FC110-15	1 1/2" PVC COMPRESSION COUPLING	EA.	28.25
FC110-20	2" PVC COMPRESSION COUPLING	EA.	34.22
FC110-25	2 1/2" PVC COMPRESSION COUPLING	EA.	64.45
FC110-30	3" PVC COMPRESSION COUPLING	EA.	84.34
FC110-40	4" PVC COMPRESSION COUPLING	EA.	138.74
FC110-60	6" COMPRESSION COUPLING	EA.	308.60


# MIDC PRICE LIST 2025


ITEM NUMBER	DESCRIPTION	UNITS	BAG/BOX	LIST PRICE
<b>QUIK FIX PVC REPAIR COUPLINGS</b>				
	FC117-10	1" QUIK FIX REPAIR COUPLING	EA.	17.49
	FC117-12	1 1/4" QUIK FIX REPAIR COUPLING	EA.	28.72
	FC117-15	1 1/2" QUIK FIX REPAIR COUPLING	EA.	28.86
	FC117-20	2" QUIK FIX REPAIR COUPLING	EA.	44.69
	FC117-25	2 1/2" QUIK FIX REPAIR COUPLING	EA.	69.78
	FC117-30	3" QUIK FIX REPAIR COUPLING	EA.	83.79
	FC117-40	4" QUIK FIX REPAIR COUPLING	EA.	152.60
	FC117-60	6" QUIK FIX REPAIR COUPLING	EA.	503.65


	<b>PLASTIC SADDLES (size x FPT)</b>			
	DAWN™ PRODUCTS			
WH1005	1" x 1/2" DAWN™ "QUICKSEAL™" SADDLE	EA.	10/250	4.32
WH1205	1 1/4" x 1/2" DAWN™ "QUICKSEAL™" SADDLE	EA.	10/200	5.13

	<b>BLAZING™ PRODUCTS</b>				
	WHB1005	1" x 1/2" "BLAZING™" SADDLE	EA.	25/250	4.12
	WHB10FP	1" x FUNNY PIPE BARB "BLAZING™" SADDLE	EA.	25/250	4.12
	WHB1205	1 1/4" x 1/2" "BLAZING™" SADDLE	EA.	25/250	7.68
	WHB12FP	1 1/4" x FUNNY PIPE BARB "BLAZING™" SADDLE	EA.	25/250	7.86
	WHB1505	1 1/2" x 1/2" "BLAZING™" SADDLE	EA.	10/100	8.34
	WHB-1407-130	1" x 1/2" FPT "BLAZING™ FAST" END ELBOW	EA.	25/250	3.93
	WHB-EL1009	1" x FUNNY PIPE "BLAZING™ FAST" END OF LINE	EA.	25/250	3.86

<b>CHECK VALVES/FOOT VALVES</b>				
	PSCV12B	1 1/4" BRONZE SPRING CHECK VALVE, FPT	EA.	81.20
	PSCV15B	1 1/2" BRONZE SPRING CHECK VALVE, FPT	EA.	109.15
	PSCV20B	2" BRONZE SPRING CHECK VALVE, FPT	EA.	195.48
	FV4	1 1/4" BRONZE FOOT VALVE	EA.	63.07

<b>DURA MANIFOLD SYSTEM</b>				
	PL301-010	1" MANIFOLD TEE, SWIVEL x MPT x SWIVEL	EA.	17.42
	PL306-010	1" MANIFOLD 90° ELBOW, SWIVEL x SWIVEL	EA.	16.43
	PL320-010	1" MANIFOLD CROSS, SWIVEL x SWIVEL x SWIVEL x MPT	EA.	23.25
	PL390-8303	1" O-RING NIPPLE	EA.	4.32
	PL335-010	1" MANIFOLD FEMALE ADAPTER, SWIVEL x INSERT	EA.	9.60

<b>CUT OFF RISERS</b>					
	UN05X5X6	1/2" x 1/2" x 6" "4 in 1" CUT OFF RISER	EA.	50/BOX	0.68
	UN07X5X6	1/2" x 3/4" x 6" "4 in 1" CUT OFF RISER	EA.	40/BOX	1.14
	UNR7X7X6	3/4" x 3/4" x 6" "4 in 1" CUT OFF RISER	EA.	25/BOX	1.44
	UN05X5X6-MF	1/2" x 1/2" x 6" MxF "4 in 1" CUT OFF RISER EXTENDER	EA.	45/BOX	1.25

<b>FUNNY PIPE</b>					
	M850-05	FUNNY PIPE, 100 FT. COIL	EA.	COIL	36.88
	M850-31	1/2" FUNNY PIPE 90° ELBOW, BARBED x MPT	EA.	50/2000	0.42
	M850-32	3/4" FUNNY PIPE 90° ELBOW, BARBED x MPT	EA.	50/2000	0.42
	M85-1005	1" x FUNNY PIPE REDUCER, INSERT x BARB	EA.	25/BAG	1.58
	M85-38	1/2" FUNNY PIPE TEE, BARB x BARB x BARB	EA.	50/BAG	0.78
	M850-20	1/2" FUNNY PIPE COUPLING, BARB x BARB	EA.	25/BAG	0.52



# MIDC PRICE LIST 2025

**ITEM NUMBER**


**DESCRIPTION**

**UNITS BAG/BOX LIST PRICE**

## PVC BALL VALVES



PL05-PBVT	1/2" PVC BALL VALVE, THREADED	EA.	8.31
PL07-PBVT	3/4" PVC BALL VALVE, THREADED	EA.	9.84
PL10-PBVT	1" PVC BALL VALVE, THREADED	EA.	10.29
PL10-PBV	1" PVC BALL VALVE, SOCKET	EA.	10.29
PL12-PBV	1 1/4" PVC BALL VALVE, SOCKET	EA.	20.90
PL15-PBV	1 1/2" PVC BALL VALVE, SOCKET	EA.	21.84
PL15-PBVT	1 1/2" PVC BALL VALVE, THREADED	EA.	21.84



PL20-PBV	2" PVC BALL VALVE, SOCKET	EA.	27.85
PL20-PBVT	2" PVC BALL VALVE, THREADED	EA.	27.85
PL25-PBV	2 1/2" PVC BALL VALVE, SOCKET	EA.	157.05
PL30-PBV	3" PVC BALL VALVE, SOCKET	EA.	210.57
PL40-PBV	4" PVC BALL VALVE, SOCKET	EA.	416.92



## BOILER DRAINS

JF07717	3/4" BRONZE BOILER DRAIN, MPT x MHT	EA.	12.88
---------	-------------------------------------	-----	-------

## BRONZE/BRASS FULL PORT BALL VALVES



RW50X4-05	1/2" BRASS BALL VALVE, FP, THREADED	EA.	13.18
RW50X4-07	3/4" BRASS BALL VALVE, FP, THREADED	EA.	22.34
RW50X907D	3/4" BRASS BALL VALVE, FP, w/DRAIN, SWEAT, LEAD FREE	EA.	44.84
RW50X4-10	1" BRASS BALL VALVE, FP, THREADED	EA.	29.03
RW50X9-10LF	1" BRASS BALL VALVE, FP, SWEAT, LEAD FREE	EA.	36.96
RW50X9-10D	1" BRASS BALL VALVE, FP, w/DRAIN, SWEAT, LEAD FREE	EA.	63.97



RW50X4-12	1 1/4" BRASS BALL VALVE, FP, THREADED	EA.	60.77
RW50X4-15	1 1/2" BRASS BALL VALVE, FP, THREADED	EA.	88.18
RW50X9-15	1 1/2" BRASS BALL VALVE, FP, SWEAT	EA.	88.18
RW50X4-20	2" BRASS BALL VALVE, FP, THREADED	EA.	117.93
RW50X9-20	2" BRASS BALL VALVE, FP, SWEAT	EA.	117.93

## BRONZE/ BRASS GATE VALVES



RW275-10	1" BRASS GATE VALVE	EA.	28.59
RW275-12	1 1/4" BRASS GATE VALVE	EA.	39.75
RW275-15	1 1/2" BRASS GATE VALVE	EA.	50.89
RW275-20	2" BRASS GATE VALVE	EA.	76.72
RW275-25	2 1/2" BRASS GATE VALVE	EA.	161.23
RW275-30	3" BRASS GATE VALVE	EA.	214.60
RW275-40	4" BRASS GATE VALVE	EA.	376.50

## EPOXY COATED IRON GATE VALVES




RW100-30	GATE VALVE, 3" EPOXY COATED C.I. PUSH ON w/2" OP. NUT	NET/EA.	475.32
RW100-40	GATE VALVE, 4" EPOXY COATED C.I. PUSH ON w/2" OP. NUT	NET/EA.	577.50
RW100-60	GATE VALVE, 6" EPOXY COATED C.I. PUSH ON w/2" OP. NUT	NET/EA.	827.68
RW100-80	GATE VALVE, 8" EPOXY COATED C.I. PUSH ON w/2" OP. NUT	NET/EA.	1425.00
TO-WRENCH	WRENCH, TEE, FOR 2" OPERATING NUT, 36"	NET/EA.	148.00

# MIDC PRICE LIST 2025


ITEM NUMBER	DESCRIPTION	UNITS	BAG/BOX	LIST PRICE
-------------	-------------	-------	---------	------------



## RESIDENTIAL VALVE BOXES, DURA

	BB6TBC	VALVE BOX, 12" x 17" x 6" TAPERED w/COVER, NDS	EA.	37.22
	BBP-213C	VALVE BOX COVER ONLY, 12" x 17" NDS	EA.	33.48
	BBECBC	VALVE BOX, 6" ROUND, ECONO w/COVER	EA.	8.15
	BB-ECC	VALVE BOX COVER ONLY, 6" ROUND, NDS	EA.	7.98
	BB10BC	VALVE BOX, 10" ROUND w/COVER NDS	EA.	19.18
	BB-10C	VALVE BOX COVER ONLY, 10" ROUND, NDS	EA.	19.72

## COMMERCIAL VALVE BOXES

	BBP12BC	PRO SERIES VALVE BOX, 12" x 17" x 12" w/COVER	EA.	70.18
	BBP6EB	PRO SERIES EXTENSION BOX, 12" x 17" x 6", w/o COVER	EA.	61.49
	BBPJBC	PRO SERIES JUMBO BOX, 15" x 22" x 12" w/COVER	EA.	165.35
	BBP10BC	PRO SERIES VALVE BOX, 10" ROUND w/COVER	EA.	45.91
	BBP-211C	PRO SERIES VALVE BOX COVER ONLY, 10" ROUND	EA.	22.15
	BBP-213C	PRO SERIES VALVE BOX COVER ONLY, 12" x 17"	EA.	33.48
	BBP-217C	PRO SERIES VALVE BOX COVER ONLY, JUMBO	EA.	64.15





## ENCLOSURES

	BBENCLS	STEEL ENCLOSURE, GREEN, Half Over, 58"L x 30"W x 28-1/2"H	NET EA.	3882.00
	BBENCLS-72	STEEL ENCLOSURE, GREEN, Half Over, 72"L x 30"W x 28-1/2"H	NET EA.	4437.00
	BBENCLS-T	STEEL ENCLOSURE, GREEN, Flat Top, 58"L x 30"W x 28-1/2"H	NET EA.	3320.00
	3BENCLS-72T	STEEL ENCLOSURE, GREEN, Flat Top, 72"L x 30"W x 28-1/2"H	NET EA.	3743.00



## ROCK ENCLOSURES

(Separate Discount Applies)


	BBR110SS	DEKORRA replicated rock enclosure, #110 Sandstone, 39"L x 21"W x 21"H	EA.	230.82
	BBR110RB	DEKORRA replicated rock enclosure, #103 Riverbed, 39"L x 21"W x 21"H	EA.	230.82
	BR116SS	DEKORRA replicated rock enclosure, #116 Sandstone, 48"L x 20"W x 30"H	EA.	416.10
	3BR116RB	DEKORRA replicated rock enclosure, #116 Riverbed, 48"L x 20"W x 30"H	EA.	416.10
	BR104SS	DEKORRA replicated rock enclosure, #104 Sandstone, 60"L x 48"W x 41"H	EA.	806.19
	BR104RB	DEKORRA replicated rock enclosure, #104 Riverbed, 60"L x 48"W x 41"H	EA.	806.19
	BBR711-CP	DEKORRA vent, 3" round	NET/EA.	15.96
	BBR712-CP	DEKORRA vent, 4" round	NET/EA.	21.80

# MIDC PRICE LIST 2025


ITEM NUMBER	DESCRIPTION	UNITS	BAG/BOX	LIST PRICE
-------------	-------------	-------	---------	------------



## PRESSURE VACUUM BREAKER


	WK-720A-010	WILKINS 720A PVB, 1" w/BALL VALVES	EA.	214.91
	WK-720A-012	WILKINS 720A PVB, 1 1/4" w/BALL VALVES	EA.	1054.00
	WK-720A-015	WILKINS 720A PVB, 1 1/2" w/BALL VALVES	EA.	1120.00
	WK-720A-020	WILKINS 720A PVB, 2" w/BALL VALVES	EA.	1271.00

## RPZ BACKFLOW PREVENTERS


	WK-375-010	WILKINS 375 RPZ, 1" w/BALL VALVES	EA.	917.00
	WK-375-012	WILKINS 375 RPZ, 1 1/4" w/BALL VALVES	EA.	1824.00
	WK-375-015	WILKINS 375 RPZ, 1 1/2" w/BALL VALVES	EA.	1824.00
	WK-375-020	WILKINS 375 RPZ, 2" w/BALL VALVES	EA.	1897.00
	WK-375-025	WILKINS 375 RPZ, 2 1/2" w/GATE VALVES	EA.	7477.00
	WK-375-030	WILKINS 375 RPZ, 3" w/GATE VALVES	EA.	7477.00
	WK-375-040	WILKINS 375 RPZ, 4" w/GATE VALVES	EA.	8150.00



## MISC.


	WD-32-8	WOODFORD FREEZELESS IRRIGATION WALL HYDRANT, 8"	EA.	380.05
	WD-32-12	WOODFORD FREEZELESS IRRIGATION WALL HYDRANT, 12"	EA.	390.62
	CON-38-304-02	HOSE CONNECTION VACUUM BREAKER, FIELD TESTABLE	EA.	65.68

## WILKINS@ 720/420 REPAIR PARTS

	WK-RK1-720A	WILKINS 720 REPAIR KIT, 3/4" - 1"	EA.	133.94
	WK-RK2-720A	WILKINS 720 REPAIR KIT, 1 1/4" - 2"	EA.	253.60
	WK-721-20	WILKINS 720 BONNET, 3/4" - 1"	EA.	75.66
	WK-721-3	WILKINS 720 CANOPY, 3/4" - 1"	EA.	57.95
	WK-724-20	WILKINS 720 BONNET, 1 1/4"-2"	EA.	569.50
	WK-724-3	WILKINS 720 CANOPY, 1 1/4" - 2"	EA.	79.02
	WK-18-860	WILKINS TEST COCK, 3/4" - 1" PVB & RPZ	EA.	38.46
	WK-14-860	WILKINS TEST COCK, 1 1/4" - 2" PVB & RPZ	EA.	38.46
WK-RK1-420	WILKINS 420 REPAIR KIT, 1"	EA.	135.04	



## WILKINS 975 REPAIR PARTS

	WK-RK34-975	WILKINS 975 REPAIR KIT, COMPLETE, 3/4" - 1"	EA.	102.67
	WK-RK34-975R	WILKINS 975 REPAIR KIT, RUBBER ONLY, 3/4" - 1"	EA.	87.85
	WK-RK114-975	WILKINS 975 REPAIR KIT, COMPLETE, 1 1/4" - 2"	EA.	193.66
	WK-RK114-975XLR	WILKINS 975 REPAIR KIT, RUBBER ONLY, 1 1/4" - 2"	EA.	175.69
	WK-952-30	WILKINS POPPET, 975 3/4" - 1"	EA.	48.08
	WK-954-30	WILKINS POPPET, 975 1 1/4" - 2"	EA.	74.87

## WILKINS 375 REPAIR PARTS

	WK-373-48A	BALL VALVE, INLET WILKINS 375 - 1"	EA.	226.22
	WK-373-48B	BALL VALVE, OUTLET WILKINS 375 - 1"	EA.	211.44
	WK-375-48A	BALL VALVE, INLET WILKINS 375 - 1 1/2"	EA.	457.06
	WK-375-48B	BALL VALVE, OUTLET WILKINS 375 - 1 1/2"	EA.	457.06
	WK-376-48A	BALL VALVE, INLET WILKINS 375 - 2"	EA.	801.00
	WK-376-48B	BALL VALVE, OUTLET WILKINS 375 - 2"	EA.	801.00
	WK-RK1-375	WILKINS REPAIR KIT, COMPLETE, 375 - 1"	EA.	198.40
	WK-RK1-375R	WILKINS REPAIR KIT, RUBBER ONLY, 375 - 1"	EA.	90.84
	WK-RK114-375	WILKINS REPAIR KIT, COMPLETE, 375 - 1 1/4" - 2"	EA.	313.93
	WK-RK114-375R	WILKINS REPAIR KIT, RUBBER ONLY, 375 - 1 1/4" - 2"	EA.	147.87

SEE PAGE 44 FOR PRESSURE LOSS CHARTS

# MIDC PRICE LIST 2025


**ITEM NUMBER**

**DESCRIPTION**

**UNITS BAG/BOX LIST PRICE**




## FEBCO® REPAIR KITS

	FEB-905-212	FEBCO® REPAIR KIT, POPPET & BONNET ASSY. 1" 765	EA.	117.39
	FEB-905-048	FEBCO® 765 BONNET REPAIR KIT, 1" & 1 1/4" VAC. BREAKER	EA.	95.65
	FEB-905-050	FEBCO® 765 POPPET, 1" & 1-1/4" VAC. BREAKER	EA.	60.81
	FEB-905-043	FEBCO® 825Y RELIEF VALVE RUBBER KIT, 3/4" - 1 1/4"	EA.	85.47
	FEB-905-044	FEBCO® 825Y CHECK VALVE ASSY KIT, 3/4" - 1 1/4"	EA.	133.18
	FEB-905-054	FEBCO® 825Y RELIEF VALVE RUBBER KIT, 1 1/2" - 2"	EA.	148.47
	FEB-905-055	FEBCO® 825Y CHECK VALVE ASSY KIT, 1 1/2" - 2"	EA.	203.58



## WATTS® REPAIR KITS

SEPARATE DISCOUNT APPLIES








	W-800-V050	FLOAT ASSY, MODEL 800 PVB, 1/2" - 1",#886025		EA.	95.63
	W-800M4-B100	BONNET, MODEL 800M4 & 800M4FR, 1",#887701		EA.	70.56
	W-800M4FR-V100	FLOAT ASSY, MODEL 800M4 & 800M4FR, 1",#887715		EA.	73.20
	W-009-RT075	COMPLETE RUBBER PARTS KIT, MODEL 009 RPZ, 3/4" - 1" (INCLUDES CHECK POPPETS)#887182		EA.	139.70
	W-009-CK1125	#1 CK. ASSY, MODEL 009 RPZ, 1 1/4" - 2",#887006		EA.	247.96
	W-009-CK2125	#2 CK. ASSY, MODEL 009 RPZ, 1 1/4" - 2",#887008		EA.	220.18
	W-009-RV125	RELIEF VALVE RUBBER KIT, MODEL 009 RPZ, 1 1/4" - 2",#887184		EA.	115.85
	W-909-CK1341	#1 CK. ASSY, MODEL 909 RPZ, 3/4" - 1",#887120		EA.	232.08
	W-909-CK2341	#2 CK. ASSY, MODEL 909 RPZ, 3/4" - 1",#887121		EA.	217.49
	W-909-RT341	COMPLETE RUBBER PARTS KIT, MODEL 909 RPZ, 3/4" -1",#887130		EA.	152.72
	W-909-CK1125	#1 CK. ASSY, MODEL 909 RPZ, 1 1/4" - 2",#887133		EA.	450.28
	W-909-CK2125	#2 CK. ASSY, MODEL 909 RPZ, 1 1/4" - 2",#887134		EA.	424.04
	W-909-RT125	COMPLETE RUBBER PARTS KIT, MODEL 909 RPZ, 1 1/4" -2",#887144		EA.	236.06
	W-800B37	RUBBER WASHER FOR 1" MODEL 800 PVB, #1037257		EA.	17.81

**FOR PARTS OR MANUFACTURERS NOT LISTED,  
PLEASE CALL FOR PRICING & AVAILABILITY**

# MIDC PRICE LIST 2025

ITEM NUMBER	DESCRIPTION	UNITS	BAG/BOX	LIST PRICE
<b><u>GALVANIZED FITTINGS</u></b>				
	GNG-0705-BS	3/4" x 1/2" GALVANIZED REDUCER BUSHING	EA.	11.56
	GNG-1005-BS	1" x 1/2" GALVANIZED REDUCER BUSHING	EA.	15.08
	GNG-1007-BS	1" x 3/4" GALVANIZED REDUCER BUSHING	EA.	15.09
	GNG-1207-BS	1 1/4" x 3/4" GALVANIZED REDUCER BUSHING	EA.	17.96
	GNG-1210-BS	1 1/4" x 1" GALVANIZED REDUCER BUSHING	EA.	17.96
	GNG-1510-BS	1 1/2" x 1" GALVANIZED REDUCER BUSHING	EA.	21.32
	GNG-1512-BS	1 1/2" x 1 1/4" GALVANIZED REDUCER BUSHING	EA.	18.18
	GNG-2007-BS	2" x 3/4" GALVANIZED REDUCER BUSHING	EA.	27.48
	GNG-2010-BS	2" x 1" GALVANIZED REDUCER BUSHING	EA.	22.02
	GNG-2012-BS	2" x 1 1/4" GALVANIZED REDUCER BUSHING	EA.	22.02
	GNG-2015-BS	2" x 1 1/2" GALVANIZED REDUCER BUSHING	EA.	21.16
	GNG-07-T	3/4" GALVANIZED TEE	EA.	17.53
	GNG-10-T	1" GALVANIZED TEE	EA.	26.10
	GNG-12-T	1 1/4" GALVANIZED TEE	EA.	28.73
	GNG-15-T	1 1/2" GALVANIZED TEE	EA.	50.56
	GNG-20-T	2" GALVANIZED TEE	EA.	59.66
	GNG-07-90	3/4" GALVANIZED 90° ELBOW	EA.	10.04
	GNG-10-90	1" GALVANIZED 90° ELBOW	EA.	13.92
	GNG-12-90	1 1/4" GALVANIZED 90° ELBOW	EA.	22.87
	GNG-15-90	1 1/2" GALVANIZED 90° ELBOW	EA.	27.17
	GNG-20-90	2" GALVANIZED 90° ELBOW	EA.	53.02
	GNG-25-90	2 1/2" GALVANIZED 90° ELBOW	EA.	124.49
	GNG-07-SE	3/4" GALVANIZED 90° STREET ELBOW	EA.	17.96
	GNG-10-SE	1" GALVANIZED 90° STREET ELBOW	EA.	24.02
	GNG-14-SE	1 1/4" GALVANIZED 90° STREET ELBOW	EA.	27.39
	GNG-15-SE	1 1/2" GALVANIZED 90° STREET ELBOW	EA.	33.68
	GNG-20-SE	2" GALVANIZED 90° STREET ELBOW	EA.	54.52
	GNG-07-CR	3/4" GALVANIZED CROSS	EA.	48.05
	GNG-10-CR	1" GALVANIZED CROSS	EA.	59.21
	GNG-12-CR	1 1/4" GALVANIZED CROSS	EA.	69.14
	GNG-15-CR	1 1/2" GALVANIZED CROSS	EA.	85.58
	GNG-07-PL	3/4" GALVANIZED THREADED PLUG	EA.	8.11
	GNG-10-PL	1" GALVANIZED THREADED PLUG	EA.	8.11
	GNG-12-PL	1 1/4" GALVANIZED THREADED PLUG	EA.	14.55
	GNG-15-PL	1 1/2" GALVANIZED THREADED PLUG	EA.	17.49
	GNG-07-CP	3/4" GALVANIZED COUPLING	EA.	13.70
	GNG-10-CP	1" GALVANIZED COUPLING	EA.	17.14
	GNG-12-CP	1 1/4" GALVANIZED COUPLING	EA.	18.96
	GNG-15-CP	1 1/2" GALVANIZED COUPLING	EA.	24.15
	GNG-20-CP	2" GALVANIZED COUPLING	EA.	31.67
	GNG-1007-RCP	1" x 3/4" GALVANIZED REDUCER COUPLING	EA.	16.87
	GNG-1210-RCP	1 1/4" x 1" GALVANIZED REDUCER COUPLING	EA.	23.12
	GNG-1512-RCP	1 1/2" x 1 1/4" GALVANIZED REDUCER COUPLING	EA.	24.56
	GNG-10-UN	1" GALVANIZED UNION	EA.	49.43
	GNG-15-UN	1 1/2" GALVANIZED UNION	EA.	62.89
	GNG-20-UN	2" GALVANIZED UNION	EA.	72.29

# MIDC PRICE LIST 2025

ITEM NUMBER	DESCRIPTION	UNITS	BAG/BOX	LIST PRICE
<b><u>GALVANIZED NIPPLES</u></b>				
	MP05X2G 1/2" x 2" GALVANIZED NIPPLE	EA.		3.70
	MP07XCLG 3/4" x CLOSE GALVANIZED NIPPLE	EA.		3.75
	MP10XCLG 1" x CLOSE GALVANIZED NIPPLE	EA.		5.22
	MP10X4G 1" x 4" GALVANIZED NIPPLE	EA.		8.51
	MP10X6G 1" x 6" GALVANIZED NIPPLE	EA.		11.83
	MP12XCLG 1 1/4" x CLOSE GALVANIZED NIPPLE	EA.		7.31
	MP12X6G 1 1/4" x 6" GALVANIZED NIPPLE	EA.		15.47
	MP15XCLG 1 1/2" x CLOSE GALVANIZED NIPPLE	EA.		8.05
	MP15X2.5G 1 1/2" x 2 1/2" GALVANIZED NIPPLE	EA.		10.08
	MP15X5G 1 1/2" x 5" GALVANIZED NIPPLE	EA.		16.70
	MP15X6G 1 1/2" x 6" GALVANIZED NIPPLE	EA.		17.12
	MP20XCLG 2" x CLOSE GALVANIZED NIPPLE	EA.		18.20
	MP20X2.5G 2" x 2 1/2" GALVANIZED NIPPLE	EA.		19.00
<b><u>BRONZE FITTINGS</u></b>				
	BRFT1100 1" BRASS 90° ELBOW	NET/EA.		20.92
	BRFT1120 1 1/4" BRASS 90° ELBOW	NET/EA.		30.21
	BRFT1150 1 1/2" BRASS 90° ELBOW	NET/EA.		37.74
	BRFT1200 2" BRASS 90° ELBOW	NET/EA.		58.33
	BRFT1157 1" BRASS TEE	NET/EA.		26.92
	BRFT1158 1 1/4" BRASS TEE	NET/EA.		37.74
	BRFT1159 1 1/2" BRASS TEE	NET/EA.		49.32
	BRFT1160 2" BRASS TEE	NET/EA.		80.06
	BRFT71007 1" x 3/4" BRASS REDUCER BUSHING	NET/EA.		12.62
	BRFT71210 1 1/4" x 1" BRASS REDUCER BUSHING	NET/EA.		17.96
	BRFT71510 1 1/2" x 1" BRASS REDUCER BUSHING	NET/EA.		22.98
	BRFT71512 1 1/2" x 1 1/4" BRASS REDUCER BUSHING	NET/EA.		22.98
	BRFT72010 2" x 1" BRASS REDUCER BUSHING	NET/EA.		38.90
	BRFT2015 2" x 1 1/2" BRASS REDUCER BUSHING	NET/EA.		38.90
	BRFT60705 3/4" x 1/2" BRASS REDUCER COUPLING	NET/EA.		7.02
	BRFT607 3/4" BRASS COUPLING, FPT x FPT	NET/EA.		10.57
	BRNI.75C 3/4" x CLOSE BRASS NIPPLE	NET/EA.		5.24
	BRNI1XC 1" x CLOSE BRASS NIPPLE	NET/EA.		6.09
	BRNI1X2 1" x 2" BRASS NIPPLE	NET/EA.		7.46
	BRNI1.25X2 1 1/4" x 2" BRASS NIPPLE	NET/EA.		12.57
	BRNI1.5X2 1 1/2" x 2" BRASS NIPPLE	NET/EA.		12.57
	BRNI2XC 2" x CLOSE NIPPLE	NET/EA.		32.83
	BRNI2X2.5 2" x 2 1/2" BRASS NIPPLE	NET/EA.		33.16
	BRP07 3/4" BRASS PLUG, MPT	NET/EA.		7.35

**If You Can't Do Great Things, Do Small Things Great**

# MIDC PRICE LIST 2025










**ITEM NUMBER**

**DESCRIPTION**





**UNITS BAG/BOX LIST PRICE**

## PUSH-FIT FITTINGS







*SEPARATE DISCOUNT APPLIES TO PUSH-FIT FITTINGS*

	CA-07-90	PUSH-FIT 3/4" 90° DEG EL, no-lead	EA.	20.23
	CA-10-90	PUSH-FIT 1" 90° DEG EL, no-lead	EA.	41.39
	CA-07-T	PUSH-FIT 3/4" TEE, no lead	EA.	28.12
	CA-10-T	PUSH-FIT 1" TEE, no-lead	EA.	50.13
	CA-07-CP	PUSH-FIT COUPLING, 3/4", no-lead	EA.	17.92
	CA-10-CP	PUSH-FIT COUPLING, 1", no-lead	EA.	38.51
	CA-07-RCP	PUSH-FIT 3/4" SLIP COUPLING, no-lead	EA.	36.08
	CA-10-RCP	PUSH-FIT SLIP COUPLING, 1", no lead	EA.	43.79
	CA-07-BVD	PUSH-FIT BALL VALVE, 3/4" w/ DRAIN	EA.	41.55
	CA-10-BV	PUSH-FIT BALL VALVE, 1", no lead	EA.	66.63
	CA-0710-CP	PUSH-FIT 3/4" x 1" REDUCER COUPLING	EA.	46.76
	CA-0710-CPF	PUSH-FIT 1" x 3/4" REDUCER, FITTING x PUSH-FIT	EA.	35.28
	CA-07-MA	PUSH-FIT 3/4" MALE ADAPTER	EA.	14.22
	CA-10-MA	PUSH-FIT 1" MALE ADAPTER	EA.	31.25
	CA-10-FA	PUSH-FIT FEMALE ADAPTER 1", no-lead	EA.	30.05
	CA-TONGS-07	PUSH-FIT 3/4" DISCONNECT TONGS	EA.	53.06
	CA-TONGS-10	PUSH-FIT 1" DISCONNECT TONGS	EA.	53.06
	CA-CLIP-07	PUSH-FIT 3/4" DISCONNECT CLIP	EA.	2.91
	CA-CLIP-10	PUSH-FIT 1" DISCONNECT CLIP	EA.	3.20
	CA-TOOL	PUSH-FIT DEPTH GAUGE / DEBURRING TOOL	EA.	23.99

## COPPER FITTINGS











	CP-07-T	3/4" COPPER TEE, CxCxC	EA.	6.49
	CP-070710-T	3/4 x 3/4" x 1" COPPER TEE, CxCxC	EA.	17.69
	CP-10-T	1" COPPER TEE, CxCxC	EA.	14.95
	CP-101007-T	1" x 1" x 3/4" COPPER TEE, CxCxC	EA.	16.42
	CP-100710-T	1" x 3/4" x 1" COPPER TEE, CxCxC	EA.	19.95
	CP-12-T	1 1/4" COPPER TEE, CxCxC	EA.	32.78
	CP-15-T	1 1/2" COPPER TEE, CxCxC	EA.	43.27
	CP-151507-T	1 1/2" x 1 1/2" x 3/4" COPPER TEE, CxCxC	EA.	43.33
	CP-151510-T	1 1/2" x 1 1/2" x 1" COPPER TEE, CxCxC	EA.	43.33
	CP-20-T	2" COPPER TEE, CxCxC	EA.	67.60

# MIDC PRICE LIST 2025

ITEM NUMBER	DESCRIPTION	UNITS	BAG/BOX	LIST PRICE
<b>COPPER FITTINGS</b>				
	CP-07-45	3/4" COPPER 45° EL	EA.	5.41
	CP-10-45	1" COPPER 45° EL	EA.	15.13
	CP-10-45S	1" COPPER 45° EL, FTG x C	EA.	20.42
	CP-12-45	1 1/4" COPPER 45° EL	EA.	19.73
	CP-15-45	1 1/2" COPPER 45° EL	EA.	23.63
CP-20-45	2" COPPER 45° EL	EA.	39.70	
	CP-07-90	3/4" COPPER 90° EL	EA.	3.45
	CP-10-90	1" COPPER 90° EL	EA.	6.56
	CP-10-90S	1" COPPER 90° EL, FTGx C	EA.	9.87
	CP-12-90	1 1/4" COPPER 90° EL	EA.	17.00
	CP-15-90	1 1/2" COPPER 90° EL	EA.	23.93
CP-20-90	2" COPPER 90° EL	EA.	45.02	
	CP-07-MA	3/4" COPPER MALE ADAPTER	EA.	6.46
	CP-07-FMA	3/4" COPPER MALE ADAPTER, FTGxMPT	EA.	20.11
	CP-10-MA	1" COPPER MALE ADAPTER	EA.	10.04
	CP-10-FMA	1" COPPER MALE ADAPTER, FTGxMPT	EA.	16.23
	CP-12-MA	1 1/4" COPPER MALE ADAPTER	EA.	25.97
	CP-15-MA	1 1/2" COPPER MALE ADAPTER	EA.	29.85
	CP-20-MA	2" COPPER MALE ADAPTER	EA.	48.90
	CP-0710-MA	3/4" x 1" COPPER MALE ADAPTER, CxMPT	EA.	19.95
	CP-1007-MA	1" x 3/4" COPPER MALE ADAPTER, CxMPT	EA.	19.95
	CP-07-FFA	3/4" COPPER FEMALE ADAPTER, FTGxFPT	EA.	10.32
	CP-07-FA	3/4" COPPER FEMALE ADAPTER	EA.	7.74
	CP-10-FA	1" COPPER FEMALE ADAPTER	EA.	12.55
	CP-10-FFA	1" COPPER FEMALE ADAPTER, FTGxFPT	EA.	22.54
	CP-12-FA	1 1/4" COPPER FEMALE ADAPTER	EA.	29.85
	CP-15-FA	1 1/2" COPPER FEMALE ADAPTER	EA.	46.76
	CP-20-FA	2" COPPER FEMALE ADAPTER	EA.	63.38
	CP-07-CP	3/4" COPPER COUPLING	EA.	1.93
	CP-10-CP	1" COPPER COUPLING	EA.	3.75
	CP-10-RCP	1" COPPER REPAIR COUPLING w/o STOP	EA.	6.27
	CP-12-CP	1 1/4" COPPER COUPLING	EA.	10.22
	CP-15-CP	1 1/2" COPPER COUPLING	EA.	12.98
	CP-20-CP	2" COPPER COUPLING	EA.	22.28
	CP-1007-CP	1" x 3/4" COPPER REDUCER COUPLING	EA.	9.37
	CP-1007-CPF	1" x 3/4" COPPER REDUCER COUPLING, FTGxC	EA.	9.14
	CP-1207-CP	1 1/4" x 3/4" COPPER REDUCER COUPLING	EA.	13.42
	CP-1210-CP	1 1/4" x 1" COPPER REDUCER COUPLING	EA.	13.42
	CP-1210-CPF	1 1/4" x 1" COPPER REDUCER COUPLING, FTGxC	EA.	14.71
	CP-1507-CP	1 1/2" x 3/4" COPPER REDUCER COUPLING	EA.	21.06
	CP-1510-CP	1 1/2" x 1" COPPER REDUCER COUPLING	EA.	21.06
	CP-1510-CPF	1 1/2" x 1" COPPER REDUCER COUPLING, FTGxC	EA.	19.38
	CP-2007-CP	2" x 3/4" COPPER REDUCER COUPLING	EA.	33.15
	CP-2010-CP	2" x 1" COPPER REDUCER COUPLING	EA.	33.15
	CP-2012-CP	2" x 1 1/4" COPPER REDUCER COUPLING	EA.	33.15
CP-2015-CP	2" x 1 1/2" COPPER REDUCER COUPLING	EA.	33.15	








# MIDC PRICE LIST 2025


ITEM NUMBER	DESCRIPTION	UNITS	BAG/BOX	LIST PRICE	
<b><u>COPPER FITTINGS</u></b>					
	CP-07-UN	3/4" COPPER UNION	EA.	20.95	
	CP-10-UN	1" COPPER UNION	EA.	38.58	
	CP-15-UN	1 1/2" COPPER UNION	EA.	108.53	
	CP-20-UN	2" COPPER UNION	EA.	170.10	
	CP-07-C	3/4" COPPER CAP	EA.	2.06	
	CP-10-C	1" COPPER CAP	EA.	7.41	
	CP-12-C	1 1/4" COPPER CAP	EA.	12.40	
	CP-15-C	1 1/2" COPPER CAP	EA.	16.13	
<b><u>COPPER PIPE</u></b>					
	CP0710	3/4" x 10' COPPER PIPE, type M	NET/EA.	CALL	
	CP1010	1" x 10' COPPER PIPE, type M	NET/EA.	CALL	
	CP1210	1 1/4" x 10' COPPER PIPE, type M	NET/EA.	CALL	
	CP1510	1 1/2" x 10' COPPER PIPE, type M	NET/EA.	CALL	
	CP2010	2" x 10' COPPER PIPE, type M	NET/EA.	CALL	
	<b><u>COPPER ACCESSORIES &amp; TOOLS</u></b>				
	PC-010	1" COPPER PIPE STRAP, 2-hole	NET/EA.	0.33	
	TOCYL	MAPP GAS, CYLINDER	NET/EA.	17.06	
	TOSOLDER	SOLDER, 1LB. SPOOL	NET/EA.	58.93	
	TOFLUX	SOLDERING PASTE, 1.7 OZ	NET/EA.	5.45	
	TOFLUX08	SOLDERING PASTE, 8 OZ	NET/EA.	11.43	
	TO771	FLUX BRUSH	NET/EA.	3.76	
	TO74010	SAND CLOTH, 11/2" x 10 YDS.	NET/EA.	8.75	
	CP-10-SRH	1" SPLIT-RING HANGER, COPPER	NET/EA.	4.25	
	CP-FLANGE	SPLIT-RING FLANGE	NET/EA.	3.19	
	ROD3/8X6	THREADED ROD, 3/8" x 6' GALVANIZED	NET/EA.	12.74	
CP-10-PTC	1" TUBE CLAMP, PLASTIC w/NAIL	EA.	0.98		
<b><u>QUICK COUPLE VALVES &amp; KEYS</u></b>					
		M473-00	3/4" QUICK COUPLE VALVE	EA.	113.42
		M474-00	1" QUICK COUPLE VALVE, 3/4" OUTLET,(100)	EA.	149.49
		M474-101	1" QUICK COUPLE VALVE, 1" OUTLET,(101)	EA.	142.45
		M476-04	1 1/2" QUICK COUPLE VALVE,(151)	EA.	204.98
			M463-00	3/4" QUICK COUPLE KEY	EA.
M464-01	1" QUICK COUPLE KEY		EA.	145.11	
M465-101	1" QUICK COUPLE KEY FOR M474-101		EA.	152.78	
M466-06	1 1/2" QUICK COUPLE KEY		EA.	173.75	
<b><u>HOSE SWIVELS</u></b>					
	NL8810	3/4" FPT x 3/4" MHT, 90° HOSE SWIVEL	EA.	86.77	
	NL8811	1" FPT x 3/4" MHT, 90° HOSE SWIVEL	EA.	99.78	
	NL8812	1" FPT x 1" MHT, 90° HOSE SWIVEL	EA.	113.22	
	NL8807	3/4" FHT x 3/4" FPT HOSE SWIVEL ADAPT, BRASS	NET/EA.	9.65	
<b><u>HOSE</u></b>					
		HOSE-ASSY-100	1" x 100' GOODYEAR® HORIZON, 200PSI w/FITTINGS	NET/EA.	488.75
		HOSE-ASSY-100PB	1" x 100' POLYBRAID PVC HOSE w/FITTINGS	NET/EA.	299.28

# MIDC PRICE LIST 2025










ITEM NUMBER	DESCRIPTION	UNITS	BAG/BOX	LIST PRICE
-------------	-------------	-------	---------	------------

## TOOLS



	UI-A-G125-C	HAND PUMP, UNDERHILL GULP 12"	NET/EA.	46.69
	UI-A-G3672-CK	HAND PUMP, UNDERHILL BIG GULP, 36" w/72" HOSE & MUD GUARD	NET/EA.	63.53
	WHB-SB5000	POLY PIPE CUTTER, BLAZING SWITCH-BLADE PRO	EACH	36.16
	WHB-SBL5001	REPLACEMENT BLADE, BLAZING SWITCH-BLADE CUTTER	NET/EA.	8.16
	WHB-SBL5010	BLADE, BLAZING SWITCH-BLADE CUTTER, 10 PACK	NET/EA.	62.76
	MDTOOL	OETIKER® CRIMPER, STANDARD	EA.	20.07
	MDTOOL-LH	OETIKER® CRIMPER, LONG HANDLE	EA.	28.68
	TORX38D	NIPPLE EXTRACTOR	NET/EA.	8.71
	WHTOOL	CORING TOOL	EA.	18.04
	WHDRIVER	NUT DRIVER	EA.	4.88

	GRIP-10B	PIPE GRIP FOR 1" POLY, CLEVIS CONNECT	NET/EA.	125.00
---	----------	---------------------------------------	---------	--------


## SEYMOUR MIDWEST TOOLS

	A25146	ROUND POINT CLOSED BACK SHOVEL, FIBERGLASS HANDLE	NET/EA.	58.27
	A13451	SQUARE END SHOVEL, FIBERGLASS HANDLE	NET/EA.	43.76
	A15582	4" DRAIN SPADE, 48" POLYMER HANDLE	NET/EA.	54.32
	A21274	4" TRENCHING SHOVEL, POLYMER HANDLE	NET/EA.	44.01
	A21276	6" TRENCHING SHOVEL, POLYMER HANDLE	NET/EA.	49.54
	A32118	RAKE, LAWN, 18" w/ALUMINUM HANDLE	NET/EA.	29.02
	A11114	LANDSCAPE RAKE, 24" w/VINYL COATED ALUM. HANDLE	NET/EA.	86.53
	A46044	SOIL PROBE, FIBERGLASS	NET/EA.	37.15
	A81214	BROOM, HEAVY-DUTY w/BRACES	NET/EA.	67.07














## FILTERS

	VF10-60SO	1" RUSCO™ SEDIMENT TRAPPER, 60 MESH	EA.	109.48
	VF15-60	1 1/2" FILTER, CLEAR BODY, 60 MESH	EA.	128.17
	VF20-60	2" FILTER, CLEAR BODY, 60 MESH	EA.	190.70
	VF10-SC/**ST	1" REPLACEMENT SCREEN, 60,100 MESH SEDIMENT TRAPPER	EA.	27.46
	VF15-SC**	1 1/2" REPLACEMENT SCREEN, 60,100 MESH	EA.	48.19
	VF20-SC**	2" REPLACEMENT SCREEN, 60,100 MESH	EA.	74.01
	KF-FLOBAG	KLEEN-FLO™ REPLACEMENT BAG	NET/EA.	19.15
	WSA-4x5-*	PVC WELL-SCREEN ASSEMBLY, 4" x 5'	EA.	227.00
	WSA-SLED	WELL SCREEN SLED, PVC	NET/EA.	86.52
				

## PRESSURE GAUGES

	AM030	0-30 PSI PRESSURE GAUGE, LIQUID FILLED, S.S.	EA.	20.75
	AM060	0-60 PSI PRESSURE GAUGE, LIQUID FILLED, S.S.	EA.	20.75
	AM0100	0-100 PSI PRESSURE GAUGE, LIQUID FILLED, S.S.	EA.	20.75
	M9995-50	PITOT TUBE	EA.	19.77

# MIDC PRICE LIST 2025

ITEM NUMBER	DESCRIPTION	UNITS	LIST PRICE
<b>ARMADA TECHNOLOGIES</b>			
			
	AR-PRO400 ARMADA PRO 400 HANDHELD GRAPHICAL TDR	NET/EA.	730.00
	AR-PRO900 ARMADA PRO 900 ADVANCED DIGITAL LOCATOR	NET/EA.	1299.00
	AR-PRO800D ARMADA PRO 800D HI POWER WIRE & VALVE LOCATOR	NET/EA.	948.00
	AR-PRO48 ARMADA SOLENOID ACTIVATOR/CHATTERER	NET/EA.	135.00
	AR-PRO50 ARMADA DIGITAL SOLENOID ACTIVATOR/CHATTERER	NET/EA.	194.00
	AR-PRO95i ARMADA ADVANCED TRUE RMS LEAKAGE CLAMP MULTIMETER	NET/EA.	324.00
	AR-PRO400 ARMADA TRUE RMS DIGITAL MULTIMETER	NET/EA.	60.00
<b>MISCELLANEOUS ELECTRICAL</b>			
	HN-SOL 24VAC SOLENOID (fits Hunter plastic valves)	EA.	19.15
	NS-7962 24VAC SOLENOID (fits Signature/Nelson)	EA.	41.29
	IR-R811-24VACG 24VAC SOLENOID (fits Richdel/Hardie/Irritrol)	EA.	30.90
	KR-SOLENOID 24VAC SOLENOID (fits K-Rain)	EA.	24.25
	IR-2400-110V 110VAC SOLENOID (fits Richdel/Hardie/Irritrol)	EA.	55.86
	XWRS-1 RAIN SENSOR, WIRELESS	EA.	154.05
	KR-3208HRS RAIN SENSOR, WIRED, K-RAIN	EA.	47.22
	BATT-9V 9 VOLT ALKALINE BATTERY	NET/EA.	3.50
	BATT-AA "AA" ALKALINE BATTERY	NET/EA.	1.50
	BATT-CR2032 3v LITHIUM BATTERY for WIRELESS RAIN SENSOR	NET/EA.	7.25
	XPR-122 PUMP START RELAY, 2 H.P.@110VAC, HUNTER	EA.	150.92
	XPR-123 PUMP START RELAY, 2 H.P.@240VAC, LOW POWER COIL, BATROW	EA.	98.57
	XPR-152 PUMP START RELAY, 3 H.P.@110VAC, HUNTER	EA.	236.86
	PG-090082 6' POWER CORD w/ 3 PRONG PLUG	EA.	6.74
<b>TAPES &amp; MISCELLANEOUS</b>			
	GT2060 DUCT TAPE, 2" x 60 YARDS	EA.	6.25/NET
	GT-E3/4X60 ELECTRICAL TAPE, 8 MIL, 3/4" x 60'	EA.	1.25
	BM50-MW MARKING FLAGS, 100/BUNDLE	BUNDLE	14.65 NET
	BM-3700 MARKING PAINT, FLOR. BLUE	CAN	7.49 NET
	GT05520 TEFLON TAPE 1/2" x 520"	EA.	1.21
	GT07520 TEFLON TAPE 3/4" x 520"	EA.	1.93
	OTPT.5US ULTRASEAL TEFLON THREAD SEALANT, HALF PINT	NET/EA.	20.37

**"The bitterness of poor quality remains long after the sweetness of low price is forgotten"**

# MIDC PRICE LIST 2025

**ITEM NUMBER**




**DESCRIPTION**

**UNITS BAG/BOX LIST PRICE**




## NELSON "WINDFIGHTER" ROTATORS®


*SEPARATE DISCOUNT APPLIES*

	NL-2000WF-14-14	NELSON R2000 WINDFIGHTER w/GREEN PLATE, GREEN NOZZLE	EA.	20.60
	NL-2000WF-18-18	NELSON R2000 WINDFIGHTER w/GOLD PLATE, GOLD NOZZLE	EA.	20.60
	NL-2000WF-20-20	NELSON R2000 WINDFIGHTER w/BROWN PLATE, BROWN NOZZLE	EA.	20.60
	NL-9316	NELSON R2000 ROTATOR® INLET, 1/2" MPT	EA.	1.81
	NL-9466	NELSON R2000 ROTATOR® INLET, 3/4" MPT	EA.	1.81
	NL-9879	NELSON R2000 ROAD GUARD	NET/EA.	5.42
	NL-MR40F	NELSON MINI REGULATOR, 40 psi FPT x ACME	EA.	10.09
	NL-MR50F	NELSON MINI REGULATOR, 50 psi FPT x ACME	EA.	10.09
	NL-R33NV-24	NELSON R33NV ROTATOR® w/RED PLATE, RED NOZZLE, 3/16" New NV Nozzle allows for flushing without removing nozzle and acts as a shut-off valve 3/4" MPT inlet is integral to the R33NV body. No inlet adapter required.		34.35
	Nelson R33 Rotators will be discontinued as inventory is depleted. Replace with R33NV			
	NL-R33-22-22	NELSON R33 ROTATOR® w/GRAY PLATE, GRAY NOZZLE, 11/64"	EA.	30.92
	NL-R33-24-24	NELSON R33 ROTATOR® w/GREEN PLATE, GREEN NOZZLE, 3/16"	EA.	30.92
	NL-R33-ADAP	NELSON R33 ROTATOR® INLET, 3/4" MPT	EA.	2.63
	NL-R33-RG	NELSON R33 ROAD GUARD	NET/EA.	9.68
		R33 Rotators include 3/4" MPT Inlet		



## SPRINKLER BASES/STANDS

	NLROLLER-14	15" ROLLER BASE, 3/4" FHT x 3/4" FPT	NET/EA.	148.56
	NLROLLER-18	22" ROLLER BASE, 1" FHT x 1" FPT	NET/EA.	172.01
	NLSPIKE-B	SPIKE BASE, METAL, FOR 1/2" IMPACT SPRINKLERS	NET/EA.	24.43


## IMPACT SPRINKLERS


	BU-90DZ10	IMPACT SPRINKLER, BUCKNER 1/2" FC/PC 5/32" NOZZLE	EA.	36.73
--	-----------	---	-----	-------

# MIDC PRICE LIST 2025


ITEM NUMBER	DESCRIPTION	UNITS	BAG/BOX	LIST PRICE
<b>K-RAIN® ROTORS</b>				
<b>K RAIN.</b>				
	KR-SUPERPRO-SH	K-RAIN® SUPERPRO SHRUB HEAD ROTOR w/SHUTOFF, 28-44 FT SPACING	EA.	20 29.29
	KR-MINIPRO	K-RAIN® MINI <sup>PRO</sup> ™ 4" ROTOR SPRINKLER, 17-28 FT SPACING	EA.	25 20.33
	KR-RPS75	K-RAIN® RPS75 GEAR DRIVE ROTOR, 25-45 FT SPACING	EA.	20 21.95
	KR-RPS75i	K-RAIN® RPS75i GEAR DRIVE ROTOR, w/INTELLIGENT FLO, 25-45 FT SPACING	EA.	20 25.01
	KR-RPS75i-SS	K-RAIN® RPS75i GEAR DRIVE ROTOR, STAINLESS, w/INTELLIGENT FLO, 25-45 FT	EA.	20 47.85
	KR-RPS SELECT	K-RAIN® RPS SELECT GEAR DRIVE ROTOR, 32-36 FT SPACING	EA.	20 25.17
	KR-SUPERPRO	K-RAIN® SUPERPRO ROTOR w/SHUTOFF, 28-44 FT SPACING	EA.	20 25.61
	KR-PROSPORT	K-RAIN® PROSPORT ROTOR, 40-65 FT SPACING	EA.	12 75.23
	KR-PROSPORT-SS	K-RAIN® PROSPORT ROTOR STAINLESS, 40-65 FT SPACING	EA.	12 93.08

(See Page 28 & 29 for Performance Charts)


<b>K-RAIN® POP-UP SPRAYHEADS</b>				
	KR-PROS4	K-RAIN® PRO-S SPRAY HEAD, 4" MODEL #78004	EA.	50 2.95
	KR-PROS6	K-RAIN® PRO-S SPRAY HEAD, 6" MODEL #78006	EA.	50 9.51
	KR-PROS12	K-RAIN® PRO-S SPRAY HEAD, 12" MODEL #78012	EA.	25 17.90
	KR-FN	K-RAIN® FN FIXED PATTERN FEMALE NOZZLE	EA.	25 1.91
	KR-KVF	K-RAIN® KVF VARIABLE ARC NOZZLE	EA.	25 1.91
	KR-KV	K-RAIN® KV VARIABLE ARC NOZZLE, MALE THREAD	EA.	25 1.91





<b>K-RAIN® SPRAYHEAD NOZZLES</b>				
	KR-RN100-ADJ-90	K-RAIN® ADJUSTABLE ROTARY NOZZLE, RN100-ADJ 90°-270°	EA.	10 10.69
	KR-RN100-FIXED-360	K-RAIN® ADJUSTABLE ROTARY NOZZLE, RN200-FIXED 360°	EA.	10 10.69
	KR-RN200-ADJ-90	K-RAIN® ADJUSTABLE ROTARY NOZZLE, RN200-ADJ 90°-270°	EA.	10 10.69
	KR-RN200-FIXED-360	K-RAIN® ADJUSTABLE ROTARY NOZZLE, RN200-FIXED 360°	EA.	10 10.69
	KR-RN300-ADJ-90	K-RAIN® ADJUSTABLE ROTARY NOZZLE, RN300-ADJ 90°-270°	EA.	10 10.69
	KR-RN300-FIXED-360	K-RAIN® ADJUSTABLE ROTARY NOZZLE, RN300-FIXED 360°	EA.	10 10.69
	KR-RN-LES	K-RAIN® ADJUSTABLE ROTARY NOZZLE, LEFT CORNER STRIP	EA.	10 10.69
	KR-RN-RES	K-RAIN® ADJUSTABLE ROTARY NOZZLE, RIGHT CORNER STRIP	EA.	10 10.69
	KR-RN-SS	K-RAIN® ADJUSTABLE ROTARY NOZZLE, SIDE STRIP	EA.	10 10.69
	KR-PFSA	SHRUB ADAPTER	EA.	25 1.51
	KR-TB-ADJ	K-RAIN® ADJUSTABLE BUBBLER, 1/2" FPT	EA.	25 2.71

(See Page 29 for Nozzle Performance Charts)

<b>K-RAIN® VALVES</b>				
	KR-PRO100	K-RAIN® PROSERIES 100 1" VALVE FPT, MODEL #7001-NFC	EA.	12 28.97
	KR-PRO100-FC	K-RAIN® PROSERIES 100 1" VALVE w/FC FPT, MODEL #7001	EA.	12 35.21
	KR-PRO100MB	K-RAIN® PROSERIES 100 1" VALVE, MPT x BARB, MODEL #7001-MXB-NFC	EA.	12 30.76
	KR-PRO150-15	K-RAIN® PROSERIES 150 1 1/2" VALVE, GLOBE/ANGLE, MODEL #7115	EA.	6 122.60
	KR-PRO150-20	K-RAIN® PROSERIES 150 2" VALVE, GLOBE/ANGLE, MODEL #7102	EA.	6 171.14

(See Page 44 for Valve Performance Charts)

	KR-SOLENOID	K-RAIN® 24VAC SOLENOID	EA.	24.25
	KR-SOLENOID-DC	K-RAIN® DC LATCHING SOLENOID	EA.	27.93
	KR-DIAP-PRO100	K-RAIN® 1" DIAPHRAGMS, for PRO100 SERIES	NET/EA.	10.59
	KR-DIAP-PRO150-15	K-RAIN® 1-1/2" DIAPHRAGMS for PRO150-15 SERIES	NET/EA.	22.19
	KR-DIAP-PRO150-20	K-RAIN® 2" DIAPHRAGMS, for PRO150-20 SERIES	NET/EA.	22.19

<b>K-RAIN® CONTROLLERS</b>				
	KR-3202-P-WIFI-KIT	K-RAIN® PRO-EX 2.0, 4 STA BASE OUTDOOR MODULAR w/WIFI & PIGTAIL	EA.	579.57
	KR-3205	K-RAIN® PRO-EX 2.0, 4 STA. MODULE	EA.	62.70
	KR-3205-14	K-RAIN® PRO-EX 2.0, 14 STA MODULE	EA.	277.42
	KR-3108W-P	K-RAIN® PRO-LC OUTDOOR CONTROLLER, 8 STA WITH PIGTAIL	EA.	200.68
	KR-3112W-P	K-RAIN® PRO-LC OUTDOOR CONTROLLER, 12 STA WITH PIGTAIL	EA.	279.34
	KR-3100-BRIDGE	K-RAIN® BRIDGE WIFI MODULE FOR PRO-LC	EA.	149.15
	KR-BLUE-1	K-RAIN® BATTERY POWERED BLUE TOOTH CONTROLLER, 1 STATION	EA.	196.69
	KR-BLUE-2	K-RAIN® BATTERY POWERED BLUE TOOTH CONTROLLER, 2 STATION	EA.	257.00
	KR-BLUE-4	K-RAIN® BATTERY POWERED BLUE TOOTH CONTROLLER, 4 STATION	EA.	322.41

ITEM NUMBER

DESCRIPTION

UNITS BAG/BOX LIST PRICE

RPS75 ■ PERFORMANCE DATA

PERFORMANCE

NOZZLE	PRESSURE PSI	RADIUS FT.	FLOW GPM
#0.75	30	29'	.7
	40	30'	.8
	50	30'	.9
	60	31'	1.0
#1	30	30'	0.9
	40	31'	1.0
	50	31'	1.2
	60	32'	1.3
#1.5	30	32'	1.2
	40	33'	1.4
	50	34'	1.6
	60	34'	1.8
#2	30	34'	1.6
	40	36'	1.8
	50	38'	2.0
	60	38'	2.2
#3 PRE-INSTALLED	30	36'	2.0
	40	38'	2.4
	50	40'	2.7
	60	40'	2.9
#4	30	36'	2.6
	40	40'	3.0
	50	42'	3.4
	60	42'	3.7
#6	40	38'	4.2
	50	43'	4.9
	60	46'	5.5
	70	47'	6.0
#8	40	45'	6.0
	50	48'	6.8
	60	49'	7.6
	70	51'	8.2

K-RAIN NOZZLE PERFORMANCE CHARTS



PROPLUS ■ PERFORMANCE DATA

PERFORMANCE

NOZZLE	PRESSURE PSI	RADIUS FT.	FLOW GPM
#0.5	30	28'	.5
	40	29'	.6
	50	29'	.7
	60	30'	.8
#0.75	30	29'	.7
	40	30'	.8
	50	31'	.9
	60	32'	1.0
#1	30	32'	1.3
	40	33'	1.5
	50	34'	1.6
	60	35'	1.8
#2	30	37'	2.4
	40	40'	2.5
	50	42'	3.0
	60	43'	3.3
#2.5 PRE-INSTALLED	30	38'	2.5
	40	39'	2.8
	50	40'	3.2
	60	41'	3.5
#3	30	38'	3.6
	40	39'	4.2
	50	41'	4.6
	60	42'	5.0
#4	30	43'	4.4
	40	44'	5.1
	50	46'	5.6
	60	49'	5.9
#6	40	45'	5.9
	50	46'	6.0
	60	48'	6.3
	70	49'	6.7
#8	40	42'	8.0
	50	45'	8.5
	60	49'	9.5
	70	50'	10.0

SUPERPRO ■ PERFORMANCE DATA

PERFORMANCE

NOZZLE	PRESSURE PSI	RADIUS FT.	FLOW GPM
#0.5	30	30'	.45
	40	29'	.5
	50	26'	.6
	60	26'	.7
#0.75	30	32'	.7
	40	32'	.8
	50	33'	.9
	60	33'	1.0
#1	30	30'	1.1
	40	32'	1.3
	50	33'	1.5
	60	33'	1.6
#2	30	38'	2.3
	40	38'	2.5
	50	40'	2.7
	60	42'	3.0
#2.5 PRE-INSTALLED	30	35'	2.5
	40	36'	2.8
	50	37'	3.2
	60	38'	3.6
#3	30	35'	3.4
	40	36'	3.8
	50	38'	4.2
	60	39'	4.8
#4	30	42'	4.1
	40	44'	4.6
	50	45'	5.1
	60	46'	5.7
#6	40	46'	5.8
	50	48'	6.4
	60	49'	7.0
	70	49'	7.5
#8	40	42'	7.5
	50	45'	8.2
	60	48'	9.0
	70	48'	9.5

PROSPORT ■ PERFORMANCE DATA

MODEL 14003 PERFORMANCE

NOZZLE	PRESSURE PSI	RADIUS FT.	FLOW GPM
#5	40	45'	5.1
	50	47'	5.9
	60	47'	6.5
	70	49'	7.1
#10 PRE-INSTALLED	50	53'	10.6
	60	53'	11.8
	70	53'	12.6
	80	55'	13.5
#15	50	57'	13.0
	60	59'	14.2
	70	59'	15.4
	80	63'	16.5
#20	60	65'	18.9
	70	67'	20.5
	80	69'	21.9
	90	71'	23.2
#25	60	67'	22.8
	70	71'	24.8
	80	75'	26.5
	90	77'	26.8
#30	60	67'	23.7
	70	69'	25.6
	80	69'	27.5
	90	71'	29.2





# MIDC PRICE LIST 2025




ITEM NUMBER	DESCRIPTION	UNITS	BAG/BOX	LIST PRICE
NS-7962	NELSON® 24 VAC SOLENOID	EA.		39.23
NS-77369	NELSON® 7901 / 9501 DIAPHRAGM KIT	EA.		25.59

## WEATHERMATIC™ IRRIGATION CONTROLLERS

	WM-PL4800	WEATHERMATIC™ PROLINE® 4-ZONE BASE MODEL, EXPANDABLE TO 48 ZONES	EA.	840.99
	WM-SL4800	WEATHERMATIC™ SMARTLINE® 12-ZONE BASE MODEL, EXPANDABLE TO 48 ZONES	EA.	929.97
	WM-SLM4	WEATHERMATIC™ 4-ZONE MODULE FOR SL/PL1600	EA.	90.51
	WM-SLM12-1600	WEATHERMATIC™ 12-ZONE MODULE FOR SL/PL1600	EA.	267.38
	WM-SLM12-4800	WEATHERMATIC™ 12-ZONE MODULE FOR SL4800	EA.	267.38
	WM-SLW5	WEATHERMATIC™ WEATHER STATION	EA.	641.15

## WEATHERMATIC™ SMARTWIRE® DECODER CONTROLLERS

	WM-SL9696TW	WEATHERMATIC™ SMARTWIRE® 96 ZONE 2-WIRE CONTROLLER	EA.	3751.08
	WM-SLDEC1	WEATHERMATIC™ VALVE DECODER FOR SMARTLINE® CONTROLLERS, 1 ZONE	EA.	218.86
	WM-SLGD1	WEATHERMATIC™ LIGHTNING ARRESTOR	EA.	155.04

PG-090082	6' POWER CORD w/3 PRONG PLUG	EA.		6.74
-----------	------------------------------	-----	--	------

## WEATHERMATIC™ CONTROL VALVES

WM-SB10	WEATHERMATIC™ SILVER BULLET REMOTE CONTROL VALVE, 1"	EA.	24	37.93
WM-SB10F	WEATHERMATIC™ SILVER BULLET REMOTE CONTROL VALVE, 1" w/FLOW CONTROL	EA.	24	41.31
WM-SB15F	WEATHERMATIC™ SILVER BULLET REMOTE CONTROL VALVE, 1-1/2" w/FLOW CONTROL	EA.	12	130.37
WM-SB20F	WEATHERMATIC™ SILVER BULLET REMOTE CONTROL VALVE, 2" w/FLOW CONTROL	EA.	8	181.57
WM-MAX-DW-20	WEATHERMATIC™ BLACK MAX VALVE, 2" w/FLOW CONTROL	EA.	8	277.26





**MIDC PRICE LIST 2025**

**ITEM NUMBER**

**DESCRIPTION**

**UNITS BAG/BOX LIST PRICE**



**ACCLIMA WATER MANAGEMENT SYSTEMS**

**CONTROLLERS - TWO WIRE w/REMOTE ACCESS**

ACC-ADP-002	ACCLIMA 2 ZONE DECODER	EA.	332.00
-------------	------------------------	-----	--------

ACC-LAR-007	ACCLIMA LIGHTNING ARRESTOR	EA.	126.00
-------------	----------------------------	-----	--------







AVAILABLE TO EXISTING CUSTOMERS ONLY

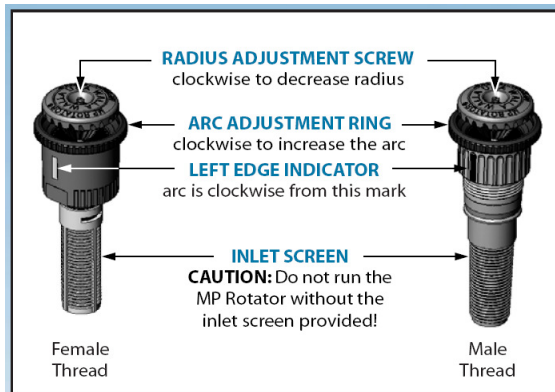
**SOIL MOISTURE SENSORS**

ACC-SEN-006	ACCLIMA DIGITAL TDT® SOIL MOISTURE SENSOR	EA.	318.00
-------------	---	-----	--------













# MIDC PRICE LIST 2025

ITEM NUMBER	DESCRIPTION	UNITS	BAG/BOX	LIST PRICE	
<b>MP ROTATOR®</b>					
<b>MP ROTATOR</b> Save Water – Solve Problems					
MP800SR-90-210	MP800SR ROTATOR®, 90° - 210° adjustable arc	EA.	10	11.65	
MP800SR-360	MP800SR ROTATOR®, 360° fixed arc	EA.	10	11.65	
MP1000-90-210	MP1000 ROTATOR®, 90° - 210° adjustable arc	EA.	10	11.65	
MP1000-210-270	MP1000 ROTATOR®, 210° - 270° adjustable arc	EA.	10	11.65	
MP1000-360	MP1000 ROTATOR®, 360° fixed arc	EA.	10	11.65	
	MP1000T-90-210	MP1000T ROTATOR®, 90° - 210° adjustable arc, for Toro®	EA.	10	14.08
	MP1000T-210-270	MP1000T ROTATOR®, 210° - 270° adjustable arc, for Toro®	EA.	10	14.08
	MP1000T-360	MP1000T ROTATOR®, 360° fixed arc, for Toro®	EA.	10	14.08
MPCORNER	MP ROTATOR®, CORNER, 45° - 105° adjustable arc	EA.	10	11.65	
MPCORNER-T	MP ROTATOR®, CORNER, 45° - 105° adjustable arc, for Toro®	EA.	10	14.08	
MP2000-90-210	MP2000 ROTATOR®, 90° - 210° adjustable arc	EA.	10	11.65	
MP2000-210-270	MP2000 ROTATOR®, 210° - 270° adjustable arc	EA.	10	11.65	
MP2000-360	MP2000 ROTATOR®, 360° fixed arc	EA.	10	11.65	
	MP2000T-90-210	MP2000T ROTATOR®, 90° - 210° adjustable arc, for Toro®	EA.	10	14.08
	MP2000T-210-270	MP2000T ROTATOR®, 210° - 270° adjustable arc, for Toro®	EA.	10	14.08
	MP2000T-360	MP2000T ROTATOR®, 360° fixed arc, for Toro®	EA.	10	14.08
MP3000-90-210	MP3000 ROTATOR®, 90° - 210° adjustable arc	EA.	10	11.65	
MP3000-210-270	MP3000 ROTATOR®, 210° - 270° adjustable arc	EA.	10	11.65	
MP3000-360	MP3000 ROTATOR®, 360° fixed arc	EA.	10	11.65	
	MP3000T-90-210	MP3000T ROTATOR®, 90° - 210° adjustable arc, for Toro®	EA.	10	14.08
	MP3000T-210-270	MP3000T ROTATOR®, 210° - 270° adjustable arc, for Toro®	EA.	10	14.08
	MP3000T-360	MP3000T ROTATOR®, 360° fixed arc, for Toro®	EA.	10	14.08
MP3500-90-210	MP3500 ROTATOR®, 90° - 210° adjustable arc	EA.	10	11.65	
MP-SS	MP ROTATOR®, SIDE STRIP	EA.	10	11.65	
MP-LS	MP ROTATOR®, LEFT STRIP	EA.	10	11.65	
MP-RS	MP ROTATOR®, RIGHT STRIP	EA.	10	11.65	
MP-SS-T	MP ROTATOR®, SIDE STRIP, for Toro®	EA.	10	14.08	
MP-LS-T	MP ROTATOR®, LEFT STRIP, for Toro®	EA.	10	14.08	
MP-RS-T	MP ROTATOR®, RIGHT STRIP, for Toro®	EA.	10	14.08	
	WW-10600	PRESSURE GAUGE ADAPTER, SPRAY PISTON	EA.	6.69/NET	
	WW-10562	MP ROTATOR® Adjustment Tool	EA.	1.15	
	WW-MPRISER	MP RISER ASSEMBLY	EA.	10	14.05



SEE PAGE 42 FOR NOZZLE PATTERNS & PERFORMANCE CHARTS

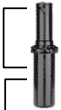
















## MIDC PRICE LIST 2025

ITEM NUMBER	DESCRIPTION	UNITS	BAG/BOX	LIST PRICE
 <span style="float: right;"><b>DRIP IRRIGATION</b></span>				
 N-08-UR18.4-24	NETAFIM™ 1/2" PRESSURE COMPENSATING DRIPPERLINE, .42GPH@24" SPACING	1000FT	COIL	CALL
N-TLCV6-1201	NETAFIM™ TECHLINE CV, .6gph@12" SPACING x 100'	EA.	COIL	71.90
N-TLCV6-12025	NETAFIM™ TECHLINE CV, .6gph@12" SPACING x 250'	EA.	COIL	179.75
N-TLCV4-18025	NETAFIM™ TECHLINE CV, 4gph@18" SPACING x 250'	EA.	COIL	159.75
 N-TLEZ0025	NETAFIM™ TECHLINE EZ BLANK TUBING, 250' COIL	EA.	COIL	44.00
N-TLEZ4-1805	NETAFIM™ TECHLINE EZ, .4 GPH @ 18" SPACING x 500'	EA.	COIL	209.50
 N-TLTEE	NETAFIM™ TECHLINE TEE, BARB	EA.	25/BAG	0.70
N-TLELL	NETAFIM™ TECHLINE 90° ELBOW, BARB	EA.	25/BAG	0.65
N-TLCOUP	NETAFIM™ TECHLINE COUPLING, BARB	EA.	25/BAG	0.49
N-TLCROS	NETAFIM™ TECHLINE CROSS, BARB	EA.	25/BAG	1.16
N-TL075FTEE	NETAFIM™ TECHLINE COMBINATION TEE, BARB x 3/4" FPT	EA.	10/BAG	1.92
N-TL050MA	NETAFIM™ TECHLINE MALE ADAPTER, BARB x 1/2" MPT	EA.	25/BAG	0.72
N-TL075MA	NETAFIM™ TECHLINE MALE ADAPTER, BARB x 3/4" MPT	EA.	25/BAG	0.76
N-TLIAPE	NETAFIM™ TECHLINE INSERT ADAPTER	EA.	25/BAG	1.57
 N-TLEZT	NETAFIM™ TECHLINE EZ TEE, BARB	EA.	25/BAG	0.58
N-TLEZELL	NETAFIM™ TECHLINE EZ 90° ELBOW, BARB	EA.	25/BAG	0.56
N-TLEZCOUP	NETAFIM™ TECHLINE EZ COUPLING, BARB	EA.	25/BAG	0.37
N-TLEZRCOUP	NETAFIM™ TECHLINE EZ REDUCER COUPLING, 17MM x 12MM	EA.	25/BAG	0.65
N-TLEZ075FTEE	NETAFIM™ TECHLINE EZ COMBO TEE, INST. X 3/4" FPT	EA.	10/BAG	1.93
N-TLEZ05MA	NETAFIM™ TECHLINE EZ MALE ADAPTER, 1/2"	EA.	25/BAG	0.65
N-TLEZ07MA	NETAFIM™ TECHLINE EZ MALE ADAPTER, 3/4"	EA.	25/BAG	0.69
N-TLEZIAPE	NETAFIM™ TECHLINE EZ INSERT ADAPTER	EA.	25/BAG	1.57
 N-SPCV05	NETAFIM™ SELF PIERCING P.C. DRIPPER, .5 GPH	EA.	EA.	0.70
N-SPCV05-25	NETAFIM™ SELF PIERCING P.C. DRIPPER, .5 GPH	EA.	25/BAG	0.55
N-SPCV05-250	NETAFIM™ SELF PIERCING P.C. DRIPPER, .5 GPH	EA.	250/BAG	0.47
 N-SPCV10	NETAFIM™ SELF PIERCING P.C. DRIPPER, 1 GPH	EA.	EA.	0.70
N-SPCV10-25	NETAFIM™ SELF PIERCING P.C. DRIPPER, 1 GPH	EA.	25/BAG	0.55
N-SPCV10250	NETAFIM™ SELF PIERCING P.C. DRIPPER, 1 GPH	EA.	250/BAG	0.47
N-SPCV20	NETAFIM™ SELF PIERCING P.C. DRIPPER, 2 GPH	EA.	EA.	0.70
N-SPCV20-25	NETAFIM™ SELF PIERCING P.C. DRIPPER, 2 GPH	EA.	25/BAG	0.55
N-SPCV20-250	NETAFIM™ SELF PIERCING P.C. DRIPPER, 2 GPH	EA.	250/BAG	0.47
 NS-4230	ADJUSTABLE MICRO BUBBLER, 0-10 GPH, .16" BARB	EA.	100	1.16
NS-4034	ADJUSTABLE MICRO SPRAY, 360°, 0-25 GPH, .16" BARB	EA.	50	2.63
NS-4232	ADJUSTABLE MICRO SPRAY, 180°, 0-25 GPH, .16" BARB	EA.	50	2.63
NS-4231	ADJUSTABLE SHRUBBLER SPIKE, 360 DEG. w/ADAPTER	EA.	25	1.25
NS-4238	RIGID RISER TUBE, 8", BARB x PLAIN	EA.	100	0.77
NS-4240	12" STAKE, ACCEPTS #NS-4238 RIGID RISER TUBE	EA.	25	1.34
NS-4028	MICRO TUBING BARB COUPLING, .16"	EA.	50	0.60
NS-40345	MICRO TUBING TEE, .16"	EA.	100	0.51
NS-42155	MICRO VALVE, .18" BARB x BARB	EA.	25	1.20
NS-4022	1/4" TUBING, 100 FT. COIL	EA.	COIL	17.83
NS-4023	1/4" TUBING, 1000 FT. COIL	EA.	COIL	115.10
N-10-F-01	NETAFIM™ OPERATION/PRESSURE INDICATOR	EA.	EA.	8.77
N-10-CV-01	NETAFIM™ OPERATION/PRESSURE INDICATOR, TECHLINE CV	EA.	EA.	8.77
 N-32PRV.75LF20	NETAFIM™ 3/4" PRESSURE REGULATOR, 20 PSI, .3-5 GPM	EA.	EA.	16.89
N-32PRV.75LF42	NETAFIM™ 3/4" PRESSURE REGULATOR, 42 PSI, .3-5 GPM	EA.	EA.	16.89
N-32PRV.75-20	NETAFIM™ 3/4" PRESSURE REGULATOR, 20 PSI, 3.5-18 GPM	EA.	EA.	18.66
N-32PRV.75-43	NETAFIM™ 3/4" PRESSURE REGULATOR, 45 PSI, 3.5-18 GPM	EA.	EA.	18.66
 N-25-A-45120	NETAFIM™ 3/4" DISC FILTER, 120 MESH, 0-18 GPM	EA.	EA.	50.00
N-25-A-46120	NETAFIM™ 3/4" DISC FILTER, w/VALVE, 120 MESH, 0-18 GPM	EA.	EA.	55.00
N-12-11-09002	NETAFIM™ FIGURE 8 END CLAMP	EA.	EA.	0.39
N-68-HPT-125	HOLE PUNCH	EA.	EA.	29.00
N-TLARV	AIR/VACUUM RELIEF VALVE, 1/2" MPT	EA.	EA.	17.66
N-58-VQA58	INLINE PLASTIC SHUT-OFF VALVE TL5OV, 1/2" INST X INST	EA.	EA.	5.51
N-NCZ-NV1S	NETAFIM CONTROL ZONE KIT, 1" FILTER & REGULATOR	EA.	EA.	66.00
N-STAPLES	SOD STAPLES, 6", 1000/BOX	EA.	EA.	0.15

***NOTES:***

**The Best Way To Appreciate Your Job Is To Imagine Yourself Without One**

MIDC PRICE LIST 2025

ITEM NUMBER	DESCRIPTION	UNITS	BAG/BOX	LIST PRICE
<b>HUNTER® PRODUCTS</b>				
<b>ROTORS</b>				
	HNPGP-04-2.5 HUNTER® PGP ULTRA ROTOR w/ 2.5 NOZZLE	EA.	20	25.45
	HNPGP-04 HUNTER® PGP ULTRA ROTOR	EA.	20	25.45
	HN120-04 HUNTER® I-20 ULTRA, PLASTIC RISER	EA.	20	34.39
	HN120-04-SS HUNTER® I-20 ULTRA, STAINLESS STEEL RISER	EA.	20	47.62
	HN125-04 HUNTER® I-25 ULTRA, PLASTIC RISER	EA.	12	80.98
	HN125-04-SS HUNTER® I-25 ULTRA, STAINLESS STEEL RISER	EA.	12	102.26
	HN140-04-SS HUNTER® I-40 ULTRA, ADJ/360° w/STAINLESS STEEL RISER	EA.	12	155.17
<b>CONTROLLERS</b>				
	HN-X2-600 HUNTER® X2™ WiFi CAPABLE 6-STA. CONTROLLER w/ INTERNAL TRANSFORMER	EA.		208.61
	HN-X2-800 HUNTER® X2™ WiFi CAPABLE 8-STA. CONTROLLER w/ INTERNAL TRANSFORMER	EA.		251.16
	HN-X2-1400 HUNTER® X2™ WiFi CAPABLE 14-STA. CONTROLLER w/ INTERNAL TRANSFORMER	EA.		433.83
	HN-WAND HUNTER® WiFi MODULE FOR HYDRAWISE WATER MANAGEMENT SOFTWARE	EA.		205.50
	HN-P2C-400 HUNTER® PRO C2 BASE UNIT, 4 STA. INDOOR / OUTDOOR	EA.		315.51
	HN-PCM-300 HUNTER® 3 STA. MODULE FOR PRO-C & HPC	EA.		84.96
	HN-PCM-900 HUNTER® 9 STA. MODULE FOR PRO-C & HPC	EA.		314.41
	HN-PCM-1600 HUNTER® 16 STA. MODULE FOR PRO-C & HPC	EA.		366.30
	HN-HPC-400 HUNTER® HPC HYDRAWISE MODULAR CONTROLLER, 4 STA. BASE	EA.		393.34
	HN-PC-DM HUNTER® EZ DECODER MODULE FOR PRO-C & HPC	EA.		338.34
	HN-HCC-800-PL HUNTER® HCC CONTROLLER, 8 STA. BASE UNIT, PLASTIC	EA.		937.18
	HN-IC-600PL HUNTER® I-CORE 6 STA. BASE, PLASTIC - DISCONTINUED WHEN STOCK DEPLETED	EA.		1200.65
	HN-ICM-600 HUNTER® I-CORE 6 STA MODULE - DISCONTINUED WHEN STOCK DEPLETED	EA.		288.97
	HN-DUAL48M HUNTER® I-CORE DECODER MODULE, 48 STA. - DISCONTINUED WHEN STOCK DEPLETED	EA.		1027.69
	HN-DUAL1 HUNTER® I-CORE DECODER, 1 STA. - DISCONTINUED WHEN STOCK DEPLETED	EA.		280.83
	HN-DUALS HUNTER® SURGE ARRESTOR FOR DUAL	EA.		189.26
	HN-I2C-800PL HUNTER® ICC2, 8 STATION BASE UNIT, PLASTIC	EA.		575.37
	HN-ICM-400 HUNTER® ICC2, 4 STATION PLUG-IN MODULE	EA.		165.85
	HN-ICM-800 HUNTER® ICC2, 8 STATION PLUG-IN MODULE	EA.		292.02
	HN-ICM-2200 HUNTER® ICC2, 22 STATION PLUG-IN EXPANSION MODULE	EA.		586.08
	HN-WIFIKIT HUNTER® CENTRALUS WiFi MODULE	EA.		236.86
	HN-EZ-DM HUNTER® DECODER OUTPUT MODULE for ICC2 & HCC, up to 54 STA	EA.		425.52
	HN-EZ-1 HUNTER® DECODER, 1 STA.	EA.		121.43
	HN-EZ-DT HUNTER® HANDHELD DIAGNOSTIC TOOL for EZ DECODER SYSTEM	EA.		541.76
	HN-WR-CLIK HUNTER® WIRELESS RAIN-CLIK RAIN SENSOR	EA.		162.44
	PG-090082 6' POWER CORD w/ 3 PRONG PLUG	EA.		6.74
	HN-NODE-100 HUNTER® NODE, BATTERY OPERATED CONTROLLER, SINGLE STATION	EA.		240.00
	HN-NODE-200 HUNTER® NODE, BATTERY OPERATED CONTROLLER, 2-STATION	EA.		343.75
	HN-NODE-400 HUNTER® NODE, BATTERY OPERATED CONTROLLER, 4-STATION	EA.		420.26
<b>VALVES</b>				
	HN-PGV-100MB HUNTER® PGV 1" VALVE, MPT x BARB	EA.	20	31.39
	HN-PGV-100G HUNTER® PGV 1" VALVE, FPT	EA.	20	31.39
	HN-PGV-151 HUNTER® PGV 1 1/2" VALVE	EA.	8	138.02
	HN-PGV-201 HUNTER® PGV 2" VALVE	EA.	8	196.13
	HN-ICV-151G HUNTER® ICV 1 1/2" VALVE	EA.	8	218.96
	HN-ICV-201G HUNTER® ICV 2" VALVE	EA.	8	298.86
	HN-ACCU-SYNCAJ HUNTER® PRESS REGULATOR FOR ICV/PGV VALVES	EA.		131.98
	HN-SOL HUNTER® SOLENOID, PLASTIC VALVES	EA.		18.45
	HN-SOLDC HUNTER® DC LATCHING SOLENOID, FITS ALL HUNTER VALVES, #458200	EA.		43.25
<b>SPRAYHEADS</b>				
	HN-PROS-04 HUNTER® PRO SPRAY, 4" POP-UP SPRAYHEAD	EA.	50	3.32
	HN-PROS-06 HUNTER® PRO SPRAY, 6" POP-UP SPRAYHEAD	EA.	25	12.40
	HN-PROS-12 HUNTER® PRO SPRAY, 12" POP-UP SPRAYHEAD	EA.	25	19.77

# MIDC PRICE LIST 2025

ITEM NUMBER	DESCRIPTION	UNITS	BAG/BOX	LIST PRICE
-------------	-------------	-------	---------	------------

## RAINBIRD® PRODUCTS



### MISC PARTS

RB-208588-01	SOLENOID, RAINBIRD® DV	NET EA		22.87
RB-209532-02	SOLENOID, RAINBIRD® PGA, PEB	NET EA		46.79
RB-DV100-D	DIAPHRAGM, RAINBIRD® DV 1"	NET EA		20.05
RB-150PGA-D	DIAPHRAGM, RAINBIRD® 150 PGA, #209675	NET EA		77.61
RB-200PGA-D	DIAPHRAGM, RAINBIRD® 200 PGA, #209005	NET EA		91.45
RB-200PEB-D	DIAPHRAGM, RAINBIRD® 150/200 PEB, #208605	NET EA		109.28



The only true wisdom is knowing that you know nothing.

# MIDC PRICE LIST 2025

**ITEM NUMBER**

**DESCRIPTION**

**UNITS BAG/BOX**



**LIST PRICE**

## IRRITROL® PRODUCTS

PRODUCTS LISTED ARE STOCKED-PLEASE CALL FOR PRICING ON UN-LISTED ITEMS

# Irritrol.

### IRRITROL® SYSTEMS VALVES

	IR-2400T	IRRITROL® 2400T 1" VALVE, FPT x FPT	EA.	15	30.90
	IR-2400T-B	IRRITROL® 2400T-B 1" VALVE, MPT x BARB	EA.	15	30.90
	IR-2400T-D	IRRITROL® 2400T 1" DIAPHRAGM, #100236	EA.	5	15.41
	IR-216B	IRRITROL® 216B 1 1/2" GLOBE/ANGLE VALVE w/FLOW CONTROL	EA.	10	140.70
	IR-217B	IRRITROL® 217B 2" GLOBE/ANGLE VALVE w/FLOW CONTROL	EA.	10	200.25
	IR-216APR-D	IRRITROL® 216B 1 1/2" DIAPHRAGM, #11401-H	EA.		46.52
	IR-217APR-D	IRRITROL® 217B 2" DIAPHRAGM, #114601-H	EA.		52.57
	IR-R811-24VACG	IRRITROL® SOLENOID, 24VAC	EA.	10	30.90
	IR-2400-110V	110VAC SOLENOID (fits Richdel/Hardie/Irritrol)	EA.		89.95
	IR-E2003	IRRITROL® DC LATCHING SOLENOID	EA.		60.60



# MIDC PRICE LIST 2025

**ITEM NUMBER**

**DESCRIPTION**

**UNITS BAG/BOX LIST PRICE**



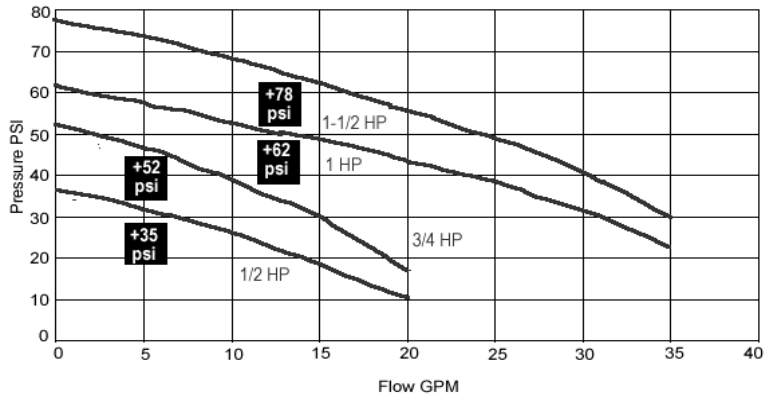
PUMPS

180



AYM-1515XSWP	A.Y.McDONALD MULTISTAGE CENTRIFUGAL PUMP, 1-1/2 H.P.	EA.	2535.75
AYM-16002-V3M	A.Y.McDONALD PRESSURE TANK, 2 GALLON	EA.	140.19
AYM-DM05	A.Y.McDONALD DURAMAC BOOSTER SYSTEM, 1/2 H.P. 120 VAC	EA.	2531.55
AYM-DM07	A.Y.McDONALD DURAMAC BOOSTER SYSTEM, 3/4 H.P. 120 VAC	EA.	2969.40
AYM-DM10-62	A.Y.McDONALD DURAMAC PUMP SYSTEM, 1 H.P. 230 VAC	EA.	3375.75
AYM-DM15-78	A.Y.McDONALD DURAMAC PUMP SYSTEM, 1-1/2 H.P. 230 VAC	EA.	3372.60
AYM-DM10-62-PO	A.Y.McDONALD DURAMAC PUMP, 1 H.P. PUMP ONLY	EA.	2005.50
AYM-DM15-78-PO	A.Y.McDONALD DURAMAC PUMP, 1-1/2 H.P. PUMP ONLY	EA.	2289.00

**DuraMAC Performance (Additional Boost)**



AYM-92050	A.Y. McDONALD 1/2 HP CENTRIFUGAL PUMP	EA.	1076.25
AYM-92070	A.Y. McDONALD 3/4 HP CENTRIFUGAL PUMP	EA.	1160.25
AYM-92100	A.Y. McDONALD 1 HP CENTRIFUGAL PUMP	EA.	1263.32
AYM-92150	A.Y. McDONALD 1-1/2 HP CENTRIFUGAL PUMP	EA.	1381.80
AYM-92200	A.Y. McDONALD 2 HP CENTRIFUGAL PUMP	EA.	1751.40

PLEASE CALL FOR QUOTES ON LARGER AY MCDONALD®  
CENTRIFUGAL AND SUBMERSIBLE PUMPS.

MISCELLANEOUS



AYM-2600T-07	PRESSURE REDUCING VALVE, 3/4"	NET/EA.	132.00
AYM-2600T-10	PRESSURE REDUCING VALVE, 1"	NET/EA.	170.47
S28607	HEAT SHRINK KIT, 14 GA. - 12 GA. 3W/GRND	EA.	8.67
S28606	HEAT SHRINK KIT, 12 GA. - 8 GA. 3W/GRND	EA.	22.38
S12-4SOW	12-4 SOW CABLE	NET/FT.	7.64



S-3010AS	CAM LOCK SET, 1" PARTS D & F, ALUMINUM	EA.	43.98
S-3012AS	CAM LOCK SET, 1 1/4" PARTS A & D, ALUMINUM	EA.	50.82
S-3015AS	CAM LOCK SET, 1 1/2" PARTS A & D, ALUMINUM	EA.	50.82
S-3020AS	CAM LOCK SET, 2" PARTS A & D, ALUMINUM	EA.	56.49



SWS4X1.2	WELL SEAL, 4" x 1 1/4", ABS	EA.	31.92
SWS4X1.5	WELL SEAL, 4" x 1 1/2", ABS	EA.	31.92
SWS4X2	WELL SEAL, 4" x 2", ABS	EA.	31.92




# MIDC PRICE LIST 2025

ITEM NUMBER	DESCRIPTION	UNITS	LIST PRICE
-------------	-------------	-------	------------


## DRAINAGE PRODUCTS

*SEPARATE DISCOUNT APPLIES TO DRAINAGE PRODUCTS*


### SQUARE BASINS AND GRATES

	NDS-1212SD2KB	NDS DRAINTech 12" X 12" CATCH BASIN KIT, 2 OUTLET W /BLACK GRATE	EA.	58.31
	NDS-1200	NDS 12" x 12" CATCH BASIN , 2 OUTLET	EA.	54.63
	NDS-1216	NDS 12" x 12" EXTENSION, 6"	EA.	42.87
	NDS-1230	NDS 12" x 12" LOW PROFILE ADAPTER	EA.	51.63
	NDS-1221	NDS 12" x 12" LOW PROFILE ADAPTER, 8" OUTLET	EA.	70.32
	NDS-1211	NDS 12" SQUARE GRATE, BLACK	EA.	62.49
	NDS-1212	NDS 12" SQUARE GRATE, GREEN	EA.	62.49
	NDS-1280	NDS 12" SQUARE ATRIUM GRATE, GREEN	EA.	93.49
	NDS-1200DSG	NDS 12" X 12" DOWNSPOUT DEFENDER GRATE	EA.	52.85
	NDS-1244	NDS 3" & 4" UNIVERSAL OUTLET	EA.	11.70
NDS-1266	NDS 6" UNIVERSAL OUTLET	EA.	11.67	
NDS-1206	NDS UNIVERSAL PLUG	EA.	7.23	
NDS-1882BLKIT	NDS 18" x 18" CATCH BASIN KIT, 2 OUTLET, ONE PIECE	EA.	680.12	
NDS-1830	NDS 18" x 18" LOW PROFILE ADAPTER	EA.	187.20	
NDS-1811	NDS 18" x 18" SQUARE GRATE, BLACK	EA.	250.88	
NDS-1888	NDS 8" UNIVERSAL OUTLET	EA.	33.94	
NDS-2400BLKIT	NDS 24" x 24" CATCH BASIN KIT, 2 OUTLET	EA.	901.71	
NDS-2412	NDS 24" x 24" SQUARE GRATE, GREEN	EA.	699.36	
NDS-2410	NDS 12" UNIVERSAL OUTLET w/KNOCKOUT	EA.	86.54	


### ROUND GRATES, BASINS & EMITTERS

	NDS-13	4" ROUND GRATE, GREEN	EA.	8.09
	NDS-50	6" ROUND GRATE, GREEN	EA.	20.75
	NDS-75	4" ATRIUM GRATE, GREEN	EA.	25.28
	NDS-90	6" ATRIUM GRATE, BLACK	EA.	36.06
	NDS-101	NDS DRAINAGE SPEE-D™ BASIN, 6" ROUND, SINGLE OUTLET	EA.	31.06
	NDS-421	NDS POP-UP DRAINAGE EMITTER™ w/ELBOW 4"	EA.	43.28


### CHANNEL DRAIN - (non-stock)

	NDS-500	NDS 3" MINI CHANNEL™ DRAIN x 6'	EA.	CALL
	NDS-541	NDS 3" MINI CHANNEL™ GRATE x 3', GREY	EA.	CALL
	NDS-548	NDS 3" MINI CHANNEL™ COUPLING	EA.	CALL
	NDS-547	NDS 3" MINI CHANNEL™ END CAP	EA.	CALL
	NDS-546	NDS 3" MINI CHANNEL™ END OUTLET, 2" SCH. 40 SPIGOT	EA.	CALL
	NDS-5370	NDS MINI CHANNEL™ TEE, GREY	EA.	CALL
	NDS-5380	NDS MINI CHANNEL™ 90° EL, GREY	EA.	CALL
	NDS-529	STAINLESS STEEL SCREWS FOR GRATE	EA. 64/Bag	CALL


### CORRUGATED PIPE & FITTINGS

	PR-04DW20PF	CORRUGATED DRAIN PIPE, 4" x 20' DUAL WALL, PERFORATED	EA.	64.00
	PR-04DW20NP	CORRUGATED DRAIN PIPE, 4" x 20' DUAL WALL, NON PERF.	EA.	64.00
	PR-06GF20NP	CORRUGATED DRAIN PIPE, 6" x 20' DUAL WALL, NON PERF.	EA.	102.81
	PR-08GF20NP	CORRUGATED DRAIN PIPE, 8" x 20' DUAL WALL, NON-PERF.	EA.	172.27
	PR-10DW20NP	CORRUGATED DRAIN PIPE, 10" x 20' DUAL WALL, NON-PERF.	EA.	221.75

*SEPARATE DISCOUNT APPLIES TO DUAL WALL DRAIN PIPE*












	PR-040100NP	CORRUGATED DRAIN PIPE, 4" x 100' COIL, NON PERF.	NET/EA.	56.57
	PR-040250PF	CORRUGATED DRAIN PIPE, 4" x 250' COIL, PERF.	NET/EA.	143.33
	PR-040250SF	CORRUGATED DRAIN PIPE, 4" x 250' COIL, PERF. W/SOCK	NET/EA.	192.98
	PR-060100NP	CORRUGATED DRAIN PIPE, 6" x 100' COIL, NON PERF.	NET/EA.	147.47

	PR-T044	CORRUGATED TEE, 4"	NET/EA.	6.65
	PR-E04	CORRUGATED ELBOW, 4"	NET/EA.	7.99
	PR-SN04	CORRUGATED COUPLING, 4"	NET/EA.	3.22

	PR-T066B	CORRUGATED BLIND TEE, 6" ( USE AS TEE OR ELBOW)	NET/EA.	11.26
	PR-SN06	CORRUGATED COUPLING, 6"	NET/EA.	7.48

*PLEASE CALL FOR LARGER SIZES*

MIDC PRICE LIST 2025

ITEM NUMBER	DESCRIPTION	UNITS	BAG/BOX	LIST PRICE	
<b>LANDSCAPE LIGHTING</b>					
<b>CLASSIC SERIES</b>					
	C-BL1CB	CAST solid bronze MR-16 Directional Bullet light	EA.	6	197.87
	C-MU1CB	CAST solid bronze small Mushroom Area/Path light, 22" tall **	EA.	3	289.23
	C-CH5CB	CAST solid bronze mini China Hat Area/Path light **	EA.	3	202.51
	C-CH1CB	CAST solid bronze small China Hat Area/Path light, 22" tall **	EA.	3	289.63
	C-BAL1CB	CAST solid bronze MR-16 Area/Path light	EA.	2	370.07
	C-WW1CB	CAST solid bronze Wall Wash light +	EA.	4	248.19
	C-WL6CB	CAST Mini Wash, bracket mount, w/2 x 10w lamps (Discontinued When Stock Depleted)	EA.	4	191.42
	C-ALED2	CAST LED Path Light conversion module	EA.	3	65.17
<b>CLASSIC SERIES</b>					
	C-CTL1C	CAST copper Tree light *	EA.	6	265.28
	C-NL1CB	CAST copper Niche light	EA.	2	144.75
	C-DL1CB	CAST solid bronze Deck light *	EA.	5	138.48
	C-EWL5CB	CAST engineered Wall light *	EA.	12	152.77
	C-WLWFLLEAD	CAST Well light w/lead	EA.	1	131.40
<b>CLASSIC SERIES</b>					
	C-DL1LED1	CAST LED Deck Light	EA.	5	239.87
	C-BLED141	CAST LED Bullet light	EA.	6	346.43
	C-TLED141	CAST LED Tree light	EA.	6	433.17
	C-WL6LED1	CAST Mini Wash, LED	EA.	4	373.55
	C-WL7KIT	CAST Canopy Mount Assy for Mini Wash	EA.	4	98.59
	C-WL8KIT	CAST stake & mount assembly, 41/2" stem for Mini Wash	EA.	4	104.53
	C-WL9KIT	CAST stake & mount assembly, 18" for Mini Wash	EA.	4	156.27
	C-WW1LED2	CAST LED Wall Wash light	EA.	4	386.61
<b>CRAFTSMEN SERIES</b>					
	C-CSL10536B	CAST Craftsman Bronze Spot Light, 105 Lumen, 36° beam	EA.	6	233.87
	C-CSL18336B	CAST Craftsman Bronze Spot Light, 183 Lumen, 36° beam	EA.	6	233.87
	C-CSL18354B	CAST Craftsman Bronze Spot Light, 183 Lumen, 54 beam	EA.	6	233.87
	C-CSL25036B	CAST Craftsman Bronze Spot Light, 105 Lumen, 36° beam	EA.	6	233.87
	C-CW270B	CAST Craftsman Bronze Spot Light, 250 Lumen, 36° beam	EA.	2	233.87
	C-CSL10536B	CAST Craftsman Bronze Wash Light, 270 Lumen	EA.	6	233.87
	C-CPL2B	CAST Craftsman Bronze Path/Area Light	EA.	2	299.92
	C-CDL1B	CAST Craftsman Bronze Deck Light	EA.	6	187.04
	C-CDL1S	CAST Craftsman Silver Deck Light	EA.	6	162.63
	C-J75SSMTTC	CAST transformer, Journeyman series 75 watt, stainless	EA.	1	286.43
	C-J150SSMT	CAST transformer, Journeyman series 150 watt, stainless	EA.	1	409.55
	C-J300SSMT	CAST transformer, Journeyman series 300 watt, stainless	EA.	1	499.76
	C-J600SSMT	CAST transformer, Journeyman series 600 watt, stainless	EA.	1	706.88
	C-M900SSMT	CAST transformer, Master series, 900 watt, stainless	EA.	1	1250.00
	C-LW102500	CAST No-Ox® wire, 10ga 500' spool (call for current pricing)	Spool		1065.55
	C-LW122500	CAST No-Ox® wire, 12ga 500' spool (call for current pricing)	Spool		692.40
	C-SS1	CAST SPIDER-SPLICE® Wire Junction Box	EA.	5	63.52
	C-TTC	CAST Plug-in manual timer, 24 hr.	EA.	1	36.59
	C-TDTC	CAST Plug-in digital timer, multiple programs	EA.	1	58.32
	C-TPC	CAST Plug-in photo cell	EA.	1	59.07
<b>LAMPS</b>					
	C-xxxxx	CAST MR-16, glass covered lamp, 5,000 hr avg. life, various watts & beams	EA.	10	8.49
	C-xxxX	CAST MR-16, glass covered lamp, 10,000 hr avg. life, Service Saver, various watts & beams	EA.	10	19.89
<b>LAMPS</b>					
	C-ZH1210WSCB	CAST BAYONET MOUNT SINGLE CONTACT LAMP, 10W halogen	EA.	1	14.71
	C-ZH1220WSCB	CAST BAYONET MOUNT SINGLE CONTACT LAMP, 20W halogen	EA.	1	14.71
	C-3156K	CAST WEDGE BASE LAMP, 25W Krypton halogen	EA.	1	11.10
	C-LSCB27K	CAST DYNASTY 1156 LED 1.5W LAMP, SCB SOCKET	EA.	1	26.24
	BLED-MR16-4-2700-30	MR16 LED LAMP, 4W, 2700K, 30°, replaces 20W halogen ***	EA.	1	42.84
	BLED-MR16-5-2700-30	MR16 LED LAMP, 5W, 2700K, 30°, replaces 35W halogen ***	EA.	1	50.83
	BLED-PAR36-9-2700-30	PAR36 LED LAMP, 9W, 2700K, 30° 12V, replaces 35W halogen	EA.	1	101.56
	BLED-BIPIN-G4-WW	G4 BIPIN LED LAMP, 1.2W 12V w/ T-5 WEDGE ADAPTER, replaces 15W halogen	EA.	1	39.61
	BLED-SCB1156-WW	SINGLE CONTACT BAYONET BASE LED LAMP, 2W 12V, replaces 15W halogen	EA.	1	39.61
	C-OSL	CAST MR-16 OPTICAL SPREAD LENS & RETAINER RING	EA.	3	7.79
	C-XL1	CAST MR-16 HEXCELL GLARE LOUVER & RETAINER RING	EA.	3	11.73
	C-CSPRS	CAST SPRINKLER SHIELD	EA.	1	16.81

+ Use CSWLED2 to convert to LED

\*\* Use CALED2 to convert to LED



\* Available in LED Versions

# MIDC PRICE LIST 2025



ITEM NUMBER	DESCRIPTION	UNITS	BAG/BOX	LIST PRICE
-------------	-------------	-------	---------	------------

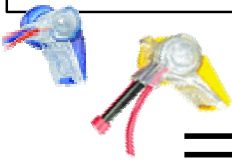
## WIRE

*(call for current pricing)*

PG10-WH	10 GA. P.E. WIRE, WHITE, 2500' SPOOL	100 FT.		67.79
PG12-WH	12 GA. P.E. WIRE, WHITE, 2500' SPOOL	100 FT.		41.70
	PG14-RD	14 GA. P.E. WIRE, RED, 2500' SPOOL	100 FT.	24.50
	PG14-WH	14 GA. P.E. WIRE, WHITE, 2500' SPOOL	100 FT.	24.50
PG-1460PET-J	14-2 DECODER CABLE, TWISTED w/JACKET X 2500'	100 FT.		54.01/NET
PG-1260PET-J	12-2 DECODER CABLE, TWISTED w/JACKET X 2500'	100 FT.		75.46/NET
PG16-2-250	16-2 LOW VOLTAGE LIGHTING WIRE, 250' SPOOL	EACH		108.83
PG14-2-250	14-2 LOW VOLTAGE LIGHTING WIRE, 250' SPOOL	EACH		157.22
	PG18-2-500	18-2 U.F. WIRE, 500' SPOOL	100 FT.	30.14
	PG18-5-500	18-5 U.F. WIRE, 500' SPOOL	100 FT.	51.34
	PG18-7-500	18-7 U.F. WIRE, 500' SPOOL	100 FT.	61.17
	PG18-9-500	18-9 U.F. WIRE, 500' SPOOL	100 FT.	83.84
	PG18-10-500	18-10 U.F. WIRE, 500' SPOOL	100 FT.	88.10
	PG18-13-500	18-13 U.F. WIRE, 500' SPOOL	100 FT.	109.99
PG-090082	6' POWER CORD w/3 PRONG PLUG	NET EA.		6.74

## WATERPROOF WIRE CONNECTORS

	SA-101OR	WATERPROOF WIRE CONNECTOR, 18-14 GA. w/Orange wire nut	EA.	50/1000	0.91
	SA-102Y	WATERPROOF WIRE CONNECTOR, 16-12 GA. w/Yellow wire nut	EA.	50/1000	1.07
	SA-103	WATERPROOF WIRE CONNECTOR, 12-8 GA w/Red wire nut	EA.	25/500	1.98
	SA-DBR/Y-6	3M DBR/Y WATERPROOF WIRE SPLICE	EA.	100/BOX	3.23
	SA-BVS-1	BLAZING™ SNAPLOC WIRE CONNECTOR, BVS-1, 18 GA	EA.	25/250	1.89
	SA-BVS-2	BLAZING™ SNAPLOC WIRE CONNECTOR, BVS-2, 14 & 12 GA	EA.	20/100	3.76



## RENTAL EQUIPMENT

### TRADE ONLY

BURKEEN B-30 VIBRATORY PLOW, 30 H.P.	350.00
WIRE LOCATOR	70.00
GROUND FAULT FINDER	100.00

# MIDC PRICE LIST 2025




Arc Setting	MP1000*					MP2000*					MP3000**				
	PSI	Rad.Ft.	GPM	in/hr.⊘	in/hr.⊘	PSI	Rad.Ft.	GPM	in/hr.⊘	in/hr.⊘	PSI	Rad.Ft.	GPM	in/hr.⊘	in/hr.⊘
90°	25	-	-	-	-	25	17	0.31	0.41	0.48	25	25	0.69	0.43	0.49
	30	12	0.16	0.43	0.50	30	18	0.33	0.39	0.45	30	27	0.74	0.39	0.45
	35	13	0.18	0.40	0.46	35	19	0.37	0.39	0.46	35	28	0.80	0.39	0.45
	40	14	0.19	0.39	0.45	40	20	0.40	0.39	0.44	40	30	0.86	0.37	0.43
	45	14	0.20	0.39	0.45	45	21	0.42	0.37	0.42	45	30	0.91	0.39	0.45
180°	25	-	-	-	-	25	16	0.58	0.44	0.50	25	25	1.44	0.44	0.51
	30	12	0.32	0.43	0.50	30	17	0.63	0.42	0.49	30	27	1.58	0.42	0.48
	35	13	0.35	0.40	0.46	35	18	0.69	0.41	0.47	35	28	1.70	0.42	0.48
	40	14	0.37	0.39	0.45	40	19	0.74	0.39	0.45	40	30	1.82	0.39	0.45
	45	14	0.40	0.39	0.45	45	20	0.78	0.38	0.43	45	30	1.93	0.41	0.48
270°	25	-	-	-	-	25	16	0.87	0.44	0.50	25	25	2.19	0.45	0.52
	30	12	0.48	0.43	0.50	30	17	0.95	0.42	0.49	30	27	2.37	0.42	0.48
	35	13	0.54	0.40	0.46	35	18	1.03	0.41	0.47	35	28	2.55	0.42	0.48
	40	14	0.57	0.39	0.45	40	19	1.10	0.39	0.45	40	30	2.73	0.39	0.45
	45	14	0.60	0.39	0.45	45	20	1.17	0.38	0.43	45	30	2.89	0.41	0.48
360°	25	-	-	-	-	25	16	1.16	0.44	0.50	25	25	2.88	0.44	0.51
	30	12	0.65	0.43	0.50	30	17	1.27	0.42	0.49	30	27	3.15	0.42	0.48
	35	13	0.71	0.40	0.47	35	18	1.37	0.41	0.47	35	28	3.40	0.42	0.48
	40	14	0.75	0.39	0.46	40	19	1.47	0.39	0.45	40	30	3.64	0.39	0.45
	45	14	0.80	0.39	0.45	45	20	1.56	0.38	0.43	45	30	3.86	0.41	0.48

Arc Setting	MP CORNER		
	PSI	Rad. Ft.	GPM
90°	25	-	-
	30	12.0	0.17
	35	13.0	0.18
	40	13.5	0.19
	45	14.0	0.21
45°	25	10.5	0.31
	30	12.0	0.34
	35	13.0	0.36
	40	13.5	0.39
	45	14.0	0.41
90°	25	10.5	0.36
	30	12.0	0.39
	35	13.0	0.42
	40	13.5	0.45
	45	14.0	0.48
105°	25	15.0	0.53
	30	15.0	0.53
	35	15.0	0.53
	40	15.0	0.53
	45	15.0	0.53

\*To obtain full radius reduction for the MP1000 and MP2000, operate at a maximum of 30 PSI. \*\* When operating the MP3000 at full radius reduction maintain a minimum pressure of 40 PSI to assure reliable operation. Radius measured on a 4" high riser. Precipitation rates are based on head-to-head throw coverage.

MP LEFT STRIP				MP SIDE STRIP				MP RIGHT STRIP			
PSI	Unadjusted Radius GPM	Reduced Radius GPM	Precip.*** Rate in/hr	PSI	Unadjusted Radius GPM	Reduced Radius GPM	Precip.*** Rate in/hr	PSI	Unadjusted Radius GPM	Reduced Radius GPM	Precip.*** Rate in/hr
30	.19	.14	.49	30	.38	.27	.49	30	.19	.14	.49
35	.21	.15	.49	35	.41	.30	.49	35	.21	.15	.49
40	.22	.16	.48	40	.44	.32	.48	40	.22	.16	.48
45	.23	.17	.48	45	.47	.34	.48	45	.23	.17	.48
50	.25	.18	.48	50	.49	.36	.48	50	.25	.18	.48
55	.26	.19	.48	55	.51	.38	.48	55	.26	.19	.48

\*\*\*The slightly higher precipitation rate of the MP Strips is intentional. It compensates for the significant proportion of edge watering in strip applications.



### MP ROTATOR PERFORMANCE DATA

MP3500  
Radius: 31' to 35'  
Adjustable Arc  
● Light Brown: 90° to 210°

	Pressure (PSI)	Radius (FT.)	Flow (GPM)	Flow (GPH)	Precip in/hr
90°	25	33	1.04	62.4	0.37 0.42
	30	34	1.13	67.8	0.38 0.43
	35	34	1.21	72.6	0.40 0.46
	40	35	1.28	76.8	0.40 0.46
	45	35	1.38	82.8	0.43 0.50
180°	25	33	2.21	132.6	0.39 0.45
	30	34	2.24	134.4	0.37 0.43
	35	34	2.65	159.0	0.44 0.51
	40	35	2.86	171.6	0.45 0.52
	45	35	3.10	186.0	0.49 0.56
210°	25	35	3.28	196.8	0.50 0.58
	30	35	3.28	196.8	0.52 0.60
	33	35	3.28	196.8	0.52 0.60
	35	34	2.84	170.4	0.39 0.45
	35	34	3.08	184.8	0.44 0.51

Bold = Recommended Pressure

# MP ROTATOR NOZZLE CHARTS

**K-RAIN VALVE OPERATING SPECIFICATIONS**



**SPECIFICATIONS**

- Dimensions: HEIGHT: 4"  
WIDTH: 3"  
LENGTH: 5-1/4"
- Flow Range: .75 - 35 GPM
- Pressure Rating: 20 - 150 PSI
- Pressure Loss @ 30 GPM - 5 PSI
- Solenoid: 24 VAC 60 Cycle
- Inrush Current: .43 Amps
- Holding Current: .25 Amps

**OPERATING SPECIFICATIONS**

**ProSeries 150 1 1/2" VALVE**

FLOW RATE - GPM	20	30	40	50	60	80
PSI LOSS	GLOBE 3.0	2.6	2.3	2.9	4.1	5.5
	ANGLE 2.7	2.2	1.9	2.2	3.0	4.4

**ProSeries 150 2" VALVE**

FLOW RATE - GPM	20	30	40	50	60	80	100	120
PSI LOSS	GLOBE 2.0	1.9	1.7	1.5	1.6	2.9	4.8	6.2
	ANGLE 1.9	1.9	1.7	1.5	1.5	2.1	3.2	4.6

PRESSURE RANGE: 10-150 PSI

**OPERATING SPECIFICATIONS**

**ProSeries 150 1" VALVE WITH JAR-TOP**

FLOW RATE - GPM	5	10	15	20	30
PSI LOSS	3.3	3.9	2.9	3.2	6.1

PRESSURE RANGE: 10-150 PSI



**IRRITROL SYSTEMS VALVES**

**2400/2600 SERIES**

Model	Size	Flow Rate-GPM					Pressure Loss-PSI
		5	10	15	20	30	
2400 Series	1"	3.50	4.00	2.97	3.26	6.20	
2600 Series	1"	3.34	2.15	1.78	1.90	3.85	

- 1) When designing a system, the industry standard for flow rate velocity through pipes and fittings is 5 FPS.
- 2) Pressure loss data are derived from valves independently tested by CIT, Fresno, CA.

**200B SERIES**

Model	Size	Globe Angle	Flow Rate-GPM										Pressure Loss-PSI	
			5	10	15	20	30	40	50	60	80	100		120
214B	1"	G A	3.36	2.60	1.82	2.35	5.40	9.73						
			3.09	2.20	1.48	1.98	4.00	8.12						
216B	1 1/2"	G A				3.04	2.66	2.33	2.97	4.14	5.62			
						2.76	2.24	1.99	2.30	3.10	4.42			
217B	2"	G A				2.00	1.93	1.73	1.55	1.68	2.99	4.85	6.31	
						2.00	1.93	1.73	1.55	1.59	2.15	3.27	4.88	

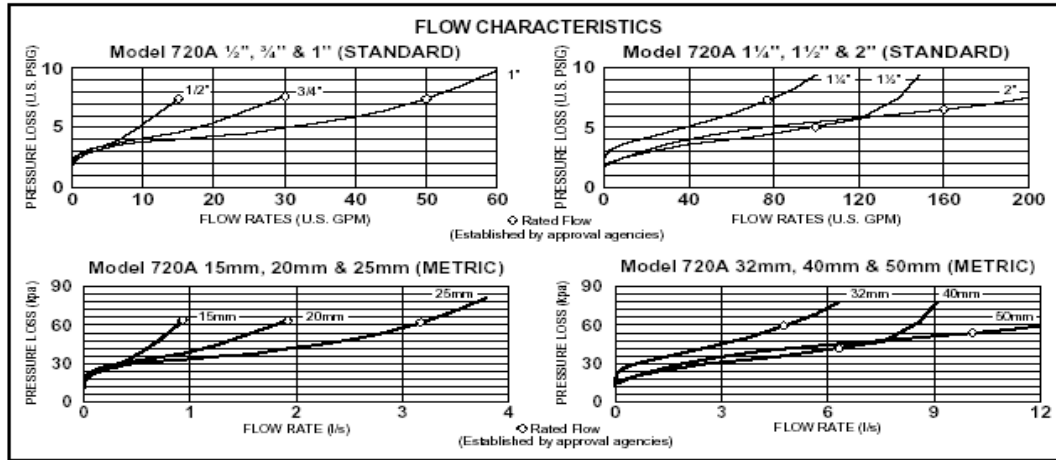
- 1) When designing a system, the industry standard for flow rate velocity through pipes and fittings is 5 FPS.
- 2) Pressure loss data are derived from valves independently tested by CIT, Fresno, CA.

**VALVE FLOW RATE CHARTS**

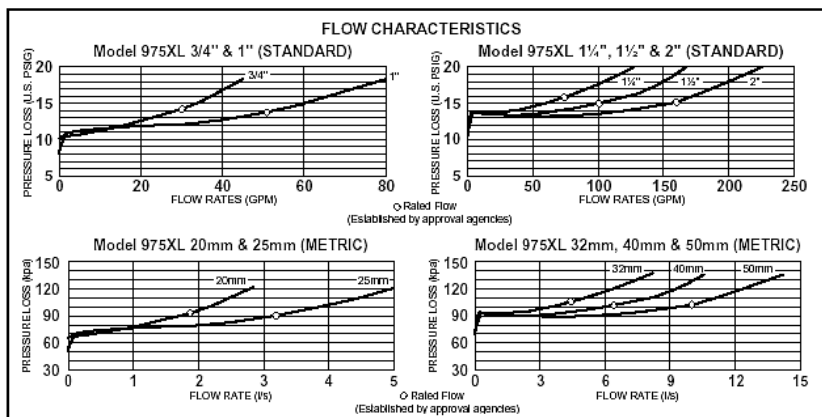


**WILKINS**  
PRESSURE LOSS CHARTS

WILKINS 720A PRESSURE VACUUM BREAKER FLOW



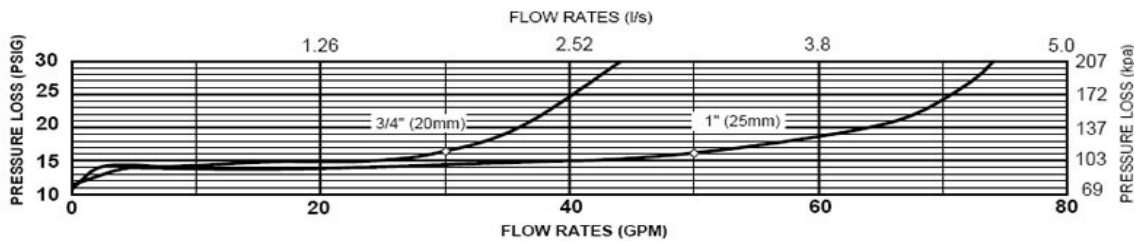
WILKINS 975XL REDUCED PRESSURE DEVICE FLOW



WILKINS 375XL REDUCED PRESSURE DEVICE FLOW

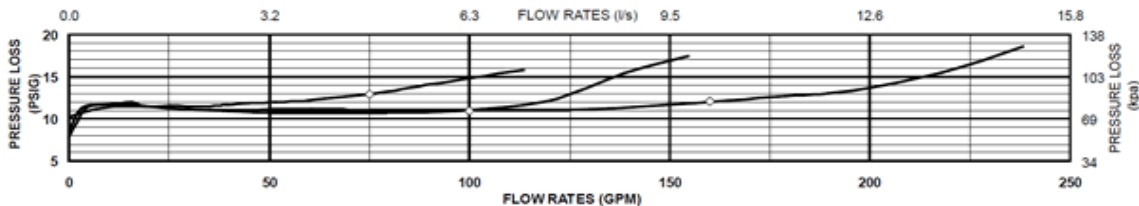
**FLOW CHARACTERISTICS**

MODEL 375 3/4" & 1" (STANDARD & METRIC)



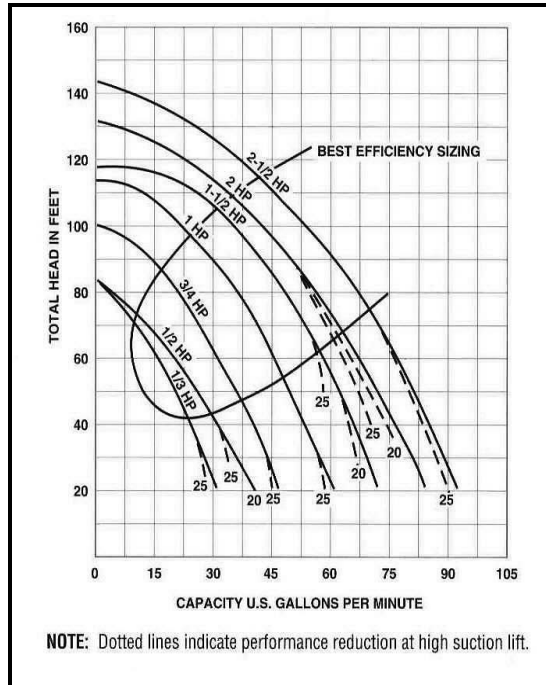
◊ Rated Flow (Established by approval agencies)

MODEL 375XL 1-1/4" - 2" (STANDARD & METRIC)



**WILKINS PRESSURE LOSS CHARTS**

**STA-RITE®**  
**STA-RITE JH SERIES**



**PUMP CURVES**

**USEFUL FORMULAS & CONVERSION FACTORS**

**FEET HEAD x .433 = PSI**

**PSI x 2.31 = FEET HEAD**

**ACRE INCHES PER HOUR x 453 = GPM**

**ACRE x 43,560 = SQUARE FEET**

**DIAMETER OF CIRCLE x 3.1416 = CIRCUMFERENCE OF CIRCLE**

**CIRCUMFERENCE OF CIRCLE x .3183 = DIAMETER OF CIRCLE**

# MIDC PRICE LIST 2025

## POLYETHYLENE (PE) SDR-PRESSURE RATED TUBE

(2306, 3206, 3306) SDR 7, 9, 11.5, 15 C = 140  
PSI LOSS PER 100 FEET OF TUBE (PSI/100 FT)

Velocity of flow values are computed from the general equation:

$$V = .408 \frac{Q}{d^2}$$

Friction pressure loss values are computed from the equation:

$$h_f = 0.2083 \left( \frac{100}{C} \right)^{1.852} \frac{Q^{1.852}}{d^{4.866}}$$

Sizes 1/2" thru 6"  
Flow GPM 1 thru 600

SIZE	1/2"		3/4"		1"		1 1/4"		1 1/2"		2"		2 1/2"		3"		4"		6"	
ID	0.622		0.824		1.049		1.380		1.610		2.067		2.469		3.068		4.026		6.065	
Flow G.P.M.	Velocity F.P.S.	P.S.I. Loss	Velocity F.P.S.	P.S.I. Loss	Velocity F.P.S.	P.S.I. Loss	Velocity F.P.S.	P.S.I. Loss	Velocity F.P.S.	P.S.I. Loss	Velocity F.P.S.	P.S.I. Loss	Velocity F.P.S.	P.S.I. Loss	Velocity F.P.S.	P.S.I. Loss	Velocity F.P.S.	P.S.I. Loss	Velocity F.P.S.	P.S.I. Loss
1	1.05	0.49	0.60	0.12	0.37	0.04	0.21	0.01	0.15	0.00	0.09	0.00								
2	2.10	1.76	1.20	0.45	0.74	0.14	0.42	0.04	0.31	0.02	0.19	0.01								
3	3.16	3.73	1.80	0.95	1.11	0.29	0.64	0.08	0.47	0.04	0.28	0.01								
4	4.21	6.35	2.40	1.62	1.48	0.50	0.85	0.13	0.62	0.06	0.38	0.02	0.20	0.00						
5	5.27	9.60	3.00	2.44	1.85	0.76	1.07	0.20	0.78	0.09	0.47	0.03	0.33	0.01	0.21	0.00				
6	6.32	13.46	3.60	3.43	2.22	1.06	1.28	0.28	0.94	0.13	0.57	0.04	0.40	0.02	0.26	0.01				
7	7.38	17.91	4.20	4.56	2.59	1.41	1.49	0.37	1.10	0.18	0.66	0.05	0.46	0.02	0.30	0.01				
8	8.43	22.93	4.80	5.84	2.96	1.80	1.71	0.47	1.25	0.22	0.76	0.07	0.53	0.03	0.34	0.01				
9	9.49	28.52	5.40	7.26	3.33	2.24	1.92	0.59	1.41	0.28	0.85	0.08	0.60	0.03	0.39	0.01				
10	10.54	34.67	6.00	8.82	3.70	2.73	2.14	0.72	1.57	0.34	0.95	0.10	0.66	0.04	0.43	0.01				
11	11.60	41.36	6.60	10.53	4.07	3.25	2.35	0.86	1.73	0.40	1.05	0.12	0.73	0.05	0.47	0.02	0.27	0.00		
12	12.65	48.60	7.21	12.37	4.44	3.82	2.57	1.01	1.88	0.48	1.14	0.14	0.80	0.06	0.52	0.02	0.30	0.01		
14	14.76	64.65	8.41	16.46	5.19	5.08	2.99	1.34	2.20	0.63	1.33	0.19	0.93	0.08	0.60	0.03	0.35	0.01		
16	16.87	82.79	9.61	21.07	5.93	6.51	3.42	1.71	2.51	0.81	1.52	0.24	1.07	0.10	0.69	0.04	0.40	0.01		
18	18.98	102.97	10.81	26.21	6.67	8.10	3.85	2.13	2.83	1.01	1.71	0.30	1.20	0.13	0.78	0.04	0.45	0.01		
20			12.01	31.86	7.41	9.84	4.28	2.59	3.14	1.22	1.90	0.36	1.33	0.15	0.86	0.05	0.50	0.01		
22			13.21	38.01	8.15	11.74	4.71	3.09	3.46	1.46	2.10	0.43	1.47	0.18	0.95	0.06	0.55	0.02		
24			14.42	44.65	8.89	13.79	5.14	3.63	3.77	1.72	2.29	0.51	1.60	0.21	1.04	0.07	0.60	0.02		
26			15.62	41.79	9.64	16.00	5.57	4.21	4.09	1.99	2.48	0.59	1.74	0.25	1.12	0.09	0.65	0.02		
28			16.82	59.41	10.38	18.35	5.99	4.83	4.40	2.28	2.67	0.68	1.87	0.29	1.21	0.10	0.70	0.03		
30			18.02	67.50	11.12	20.85	6.42	5.49	4.72	2.59	2.86	0.77	2.00	0.32	1.30	0.11	0.75	0.03	0.33	0.00
35					12.97	27.74	7.49	7.31	5.50	3.45	3.34	1.02	2.34	0.43	1.51	0.15	0.88	0.04	0.38	0.01
40					14.83	35.53	8.56	9.36	6.29	4.42	3.81	1.31	2.67	0.55	1.73	0.19	1.00	0.05	0.44	0.01
45					16.68	44.19	9.64	11.64	7.08	5.50	4.29	1.63	3.01	0.69	1.95	0.24	1.13	0.06	0.49	0.01
50					18.53	53.71	10.71	14.14	7.87	6.68	4.77	1.98	3.34	0.83	2.16	0.29	1.25	0.08	0.55	0.01
55							11.78	16.87	8.65	7.97	5.25	2.36	3.68	1.00	2.38	0.35	1.38	0.09	0.61	0.01
60							12.85	19.82	9.44	9.36	5.72	2.78	4.01	1.17	2.60	0.41	1.51	0.11	0.66	0.01
65							13.92	22.99	10.23	10.86	6.20	3.22	4.35	1.36	2.81	0.47	1.63	0.13	0.72	0.02
70							14.99	26.37	11.01	12.46	6.68	3.69	4.68	1.56	3.03	0.54	1.76	0.14	0.77	0.02
75							16.06	29.97	11.80	14.16	7.16	4.20	5.01	1.77	3.25	0.61	1.88	0.16	0.83	0.02
80							17.13	33.77	12.59	15.95	7.63	4.73	5.35	1.99	3.46	0.69	2.01	0.18	0.88	0.03
85							18.21	37.79	13.37	17.85	8.11	5.29	5.68	2.23	3.68	0.77	2.13	0.21	0.94	0.03
90							19.28	42.01	14.16	19.84	8.59	5.88	6.02	2.48	3.90	0.86	2.26	0.23	0.99	0.03
95									14.95	21.93	9.07	6.50	6.35	2.74	4.11	0.95	2.39	0.25	1.05	0.03
100									15.74	24.12	9.54	7.15	6.69	3.01	4.33	1.05	2.51	0.28	1.10	0.04
110									17.31	28.77	10.50	8.53	7.36	3.59	4.76	1.25	2.76	0.33	1.22	0.05
120									18.88	33.80	11.45	10.02	8.03	4.22	5.20	1.47	3.02	0.39	1.33	0.05
130											12.41	11.62	8.70	4.90	5.63	1.70	3.27	0.45	1.44	0.06
140											13.36	13.33	9.37	5.62	6.06	1.95	3.52	0.52	1.55	0.07
150											14.32	15.15	10.03	6.38	6.50	2.22	3.77	0.59	1.66	0.08
160											15.27	17.08	10.70	7.19	6.93	2.50	4.02	0.67	1.77	0.09
170											16.23	19.11	11.37	8.05	7.36	2.80	4.27	0.75	1.88	0.10
180											17.18	21.24	12.04	8.95	7.08	3.11	4.53	0.83	1.99	0.11
190											18.14	23.48	12.71	9.89	8.23	3.44	4.78	0.92	2.10	0.12
200											19.09	25.81	13.38	10.87	8.66	3.78	5.03	1.01	2.20	0.14
225													15.05	13.52	9.75	4.70	5.66	1.25	2.49	0.17
250													16.73	16.44	10.83	5.71	6.29	1.52	2.77	0.21
275													18.40	19.61	11.92	6.82	6.92	1.82	3.05	0.25
300															13.00	8.01	7.55	2.13	3.32	0.29
325															14.08	9.29	8.18	2.48	3.60	0.34
350															15.17	10.65	8.81	2.84	3.88	0.39
375															16.25	12.10	9.43	3.23	4.15	0.44
400															17.33	13.64	10.06	3.64	4.43	0.50
425															18.42	15.26	10.69	4.07	4.71	0.55
450															19.50	16.97	11.32	4.52	4.99	0.62
475																	11.95	5.00	5.26	0.68
500																	12.58	5.50	5.54	0.75
550																	13.84	6.56	6.10	1.89
600																	15.10	7.70	6.65	1.05

**Note:** Shaded areas of chart indicate velocities over 5' per second. Use with Caution.



# MIDC PRICE LIST 2025

## PVC CLASS 160 IPS PLASTIC PIPE

(1120, 1220) SDR 26 C = 150  
PSI LOSS PER 100 FEET OF PIPE (PSI/100 FT)

Velocity of flow values are computed from the general equation:  $V = .408 \frac{Q}{d^2}$  Friction pressure loss values are computed from the equation:  $h_f = 0.2083 \left(\frac{100}{C}\right)^{1.852} \frac{Q^{1.852}}{d^{4.866}}$

Flow G.P.M.	Sizes 1" thru 6"															
	1"		1 1/4"		1 1/2"		2"		2 1/2"		3"		4"		6"	
Velocity F.P.S.	P.S.I. Loss	Velocity F.P.S.	P.S.I. Loss	Velocity F.P.S.	P.S.I. Loss	Velocity F.P.S.	P.S.I. Loss	Velocity F.P.S.	P.S.I. Loss	Velocity F.P.S.	P.S.I. Loss	Velocity F.P.S.	P.S.I. Loss	Velocity F.P.S.	P.S.I. Loss	
1	0.28	0.02	0.17	0.01	0.13	0.00	0.01	0.00								
2	0.57	0.06	0.34	0.02	0.26	0.01	0.01	0.00								
3	0.85	0.14	0.52	0.04	0.39	0.02	0.02	0.01								
4	1.14	0.23	0.69	0.07	0.53	0.04	0.03	0.01	0.23	0.00						
5	1.42	0.35	0.86	0.11	0.66	0.05	0.05	0.02	0.28	0.01						
6	1.71	0.49	1.04	0.15	0.79	0.08	0.08	0.03	0.34	0.01	0.23	0.00				
7	1.99	0.66	1.21	0.20	0.92	0.10	0.09	0.03	0.40	0.01	0.27	0.01				
8	2.28	0.84	1.39	0.25	1.06	0.13	0.07	0.04	0.46	0.02	0.31	0.01				
9	2.57	1.05	1.56	0.31	1.19	0.16	0.07	0.05	0.52	0.02	0.35	0.01				
10	2.85	1.27	1.73	0.38	1.32	0.20	0.08	0.07	0.57	0.03	0.39	0.01				
11	3.14	1.52	1.91	0.45	1.45	0.23	0.93	0.08	0.63	0.03	0.43	0.01				
12	3.42	1.78	2.08	0.53	1.59	0.28	1.01	0.09	0.69	0.04	0.46	0.01	0.28	0.00		
14	3.99	2.37	2.43	0.71	1.85	0.37	1.18	0.12	0.81	0.05	0.54	0.02	0.33	0.01		
16	4.57	3.04	2.78	0.91	2.12	0.47	1.35	0.16	0.92	0.06	0.62	0.02	0.37	0.01		
18	5.14	3.78	3.12	1.13	2.38	0.58	1.52	0.20	1.04	0.08	0.70	0.03	0.42	0.01		
20	5.71	4.59	3.47	1.37	2.65	0.71	1.69	0.24	1.15	0.09	0.78	0.04	0.47	0.01		
22	6.28	5.48	3.82	1.64	2.91	0.85	1.86	0.29	1.27	0.11	0.86	0.04	0.52	0.01		
24	6.85	6.44	4.17	1.92	3.18	1.00	2.03	0.34	1.38	0.13	0.93	0.05	0.56	0.02		
26	7.42	7.47	4.51	2.23	3.44	1.15	2.20	0.39	1.50	0.15	1.01	0.06	0.61	0.02		
28	7.99	8.57	4.86	2.56	3.71	1.32	2.37	0.45	1.62	0.18	1.09	0.07	0.66	0.02		
30	8.57	9.74	5.21	2.91	3.97	1.50	2.54	0.51	1.73	0.20	1.17	0.08	0.70	0.02		
35	9.99	12.95	6.08	3.87	4.64	2.00	2.96	0.68	2.02	0.27	1.36	0.10	0.82	0.03	0.38	0.00
40	11.42	16.59	6.95	4.95	5.30	2.56	3.39	0.86	2.31	0.34	1.56	0.13	0.94	0.04	0.43	0.01
45	12.85	20.63	7.82	6.16	5.96	3.19	3.81	1.08	2.60	0.42	1.75	0.16	1.06	0.05	0.49	0.01
50	14.28	25.07	8.69	7.49	6.63	3.88	4.24	1.31	2.89	0.52	1.95	0.20	1.18	0.06	0.54	0.01
55	15.71	29.91	9.56	8.93	7.29	4.62	4.66	1.56	3.18	0.62	2.15	0.24	1.30	0.07	0.60	0.01
60	17.14	35.14	10.43	10.49	7.95	5.43	5.09	1.83	3.47	0.72	2.34	0.28	1.41	0.08	0.65	0.01
65	18.57	40.76	11.29	12.17	8.62	6.30	5.51	2.12	3.76	0.84	2.54	0.32	1.53	0.09	0.70	0.01
70	19.99	46.76	12.16	13.96	9.28	7.23	5.93	2.44	4.05	0.96	2.73	0.37	1.65	0.11	0.76	0.02
75			13.03	15.86	9.94	8.21	6.36	2.77	4.34	1.09	2.93	0.42	1.77	0.12	0.81	0.02
80			13.90	17.88	10.60	9.25	6.78	3.12	4.63	1.23	3.12	0.47	1.89	0.14	0.87	0.02
85			14.77	20.00	11.27	10.35	7.21	3.49	4.91	1.38	3.32	0.53	2.00	0.16	0.92	0.02
90			15.64	22.23	11.93	11.51	7.63	3.88	5.20	1.53	3.51	0.59	2.12	0.17	0.98	0.03
95			16.51	24.58	12.59	12.72	8.05	4.29	5.49	1.69	3.71	0.65	2.24	0.19	1.03	0.03
100			17.38	27.03	13.26	13.99	8.48	4.72	5.78	1.86	3.91	0.72	2.36	0.21	1.09	0.03
110			19.12	32.24	14.58	16.69	9.33	5.63	6.36	2.22	4.30	0.86	2.60	0.25	1.20	0.04
120					15.91	19.61	10.18	6.61	6.94	2.61	4.69	1.01	2.83	0.30	1.30	0.05
130					17.24	22.74	11.02	7.67	7.52	3.03	5.08	1.17	3.07	0.34	1.41	0.05
140					18.56	26.09	11.87	8.80	8.10	3.47	5.47	1.34	3.31	0.39	1.52	0.06
150					19.89	29.64	12.72	10.00	8.68	3.94	5.86	1.52	3.54	0.45	1.63	0.07
160							13.57	11.27	9.26	4.45	6.25	1.71	3.78	0.50	1.74	0.08
170							14.42	12.61	9.83	4.97	6.64	1.92	4.01	0.56	1.85	0.09
180							15.27	14.02	10.41	5.53	7.03	2.13	4.25	0.63	1.96	0.10
190							16.11	15.49	10.99	6.11	7.43	2.35	4.49	0.69	2.07	0.11
200							16.96	17.03	11.57	6.72	7.82	2.59	4.72	0.76	2.18	0.12
225							19.08	21.19	13.02	8.36	8.79	3.22	5.31	0.95	2.45	0.14
250									14.47	10.16	9.77	3.91	5.91	1.15	2.72	0.18
275									15.91	12.12	10.75	4.67	6.50	1.37	3.00	0.21
300									17.36	14.24	11.73	5.49	7.09	1.61	3.27	0.25
325									18.81	16.51	12.70	6.36	7.68	1.87	3.54	0.29
350											13.68	7.30	8.27	2.15	3.81	0.33
375											14.66	8.29	8.86	2.44	4.09	0.37
400											15.64	9.35	9.45	2.75	4.36	0.42
425											16.62	10.46	10.04	3.07	4.63	0.47
450											17.59	11.62	10.63	3.42	4.90	0.52
475											18.57	12.85	11.23	3.78	5.18	0.58
500											19.55	14.13	11.82	4.15	5.45	0.63
550													13.00	4.96	6.00	0.76
600													14.18	5.82	6.54	0.89

Note: Shaded areas of chart indicate velocities over 5' per second. Use with Caution.

# MIDC PRICE LIST 2025

## PVC SCHEDULE 40 IPS PLASTIC PIPE

(1120, 1220) C = 150

PSI LOSS PER 100 FEET OF TUBE (PSI/100 FT)

Velocity of flow values are computed from the general equation:

$$V = .408 \frac{Q}{d^2}$$

Friction pressure loss values are computed from the equation:

$$h_f = 0.2083 \left( \frac{100}{c} \right)^{1.852} \frac{Q^{1.852}}{d^{4.866}}$$

SIZE	Sizes 1/2" thru 6" Flow GPM 1 thru 600													
	1/2"	3/4"	1"	1 1/4"	1 1/2"	2"	2 1/2"	3"	4"	5"		6"		
OD	0.840	1.050	1.315	1.660	1.900	2.375	2.875	3.500	4.500	6.625		6.625		
ID	0.622	0.824	1.049	1.380	1.610	2.067	2.469	3.068	4.026	6.065		6.065		
WALL THK	0.109	0.113	0.133	0.140	0.145	0.154	0.203	0.216	0.237	0.280		0.280		
Flow G.P.M.	Velocity F.P.S.	P.S.I. Loss	Velocity F.P.S.	P.S.I. Loss	Velocity F.P.S.	P.S.I. Loss	Velocity F.P.S.	P.S.I. Loss	Velocity F.P.S.	P.S.I. Loss	Velocity F.P.S.	P.S.I. Loss	Velocity F.P.S.	P.S.I. Loss
1	1.05	0.43	0.60	0.11	0.37	0.03	0.21	0.01	0.15	0.00				
2	2.11	1.55	1.20	0.39	0.74	0.12	0.42	0.03	0.31	0.02	0.19	0.00		
3	3.16	3.28	1.80	0.84	1.11	0.26	0.64	0.07	0.47	0.03	0.28	0.01		
4	4.22	5.60	2.40	1.42	1.48	0.44	0.85	0.12	0.62	0.05	0.38	0.02	0.26	0.01
5	5.27	8.46	3.00	2.15	1.85	0.66	1.07	0.18	0.78	0.08	0.47	0.02	0.33	0.01
6	6.33	11.86	3.60	3.02	2.22	0.93	1.28	0.25	0.94	0.12	0.57	0.03	0.40	0.01
7	7.38	15.77	4.20	4.01	2.59	1.24	1.49	0.33	1.10	0.15	0.66	0.05	0.46	0.02
8	8.44	20.20	4.80	5.14	2.96	1.59	1.71	0.42	1.25	0.20	0.76	0.06	0.53	0.02
9	9.49	25.12	5.40	6.39	3.33	1.97	1.92	0.52	1.41	0.25	0.85	0.07	0.60	0.03
10	10.55	30.54	6.00	7.77	3.70	2.40	2.14	0.63	1.57	0.30	0.95	0.09	0.66	0.04
11	11.60	36.43	6.60	9.27	4.07	2.86	2.35	0.75	1.73	0.36	1.05	0.11	0.73	0.04
12	12.65	42.80	7.21	10.89	4.44	3.36	2.57	0.89	1.88	0.42	1.14	0.12	0.80	0.05
14	14.76	56.94	8.41	14.48	5.19	4.47	2.99	1.18	2.20	0.56	1.33	0.17	0.93	0.07
16	16.87	72.92	9.61	18.55	5.93	5.73	3.42	1.51	2.51	0.71	1.52	0.21	1.07	0.09
18	18.98	90.69	10.81	23.07	6.67	7.13	3.85	1.88	2.83	0.89	1.71	0.26	1.20	0.11
20	21.09	110.23	12.01	28.04	7.41	8.66	4.28	2.28	3.14	1.08	1.90	0.32	1.33	0.13
22			13.21	33.45	8.15	10.33	4.71	2.72	3.46	1.29	2.10	0.38	1.47	0.16
24			14.42	39.30	8.89	12.14	5.14	3.20	3.77	1.51	2.29	0.45	1.60	0.19
26			15.62	45.58	9.64	14.08	5.57	3.17	4.09	1.75	2.48	0.52	1.74	0.22
28			16.82	52.28	10.38	16.15	5.99	4.25	4.40	2.01	2.67	0.60	1.87	0.25
30			18.02	59.41	11.12	18.35	6.42	4.83	4.72	2.28	2.86	0.68	2.00	0.29
35					12.97	24.42	7.49	6.43	5.50	3.04	3.34	0.90	2.34	0.38
40					14.83	31.27	8.56	8.23	6.29	3.89	3.81	1.15	2.67	0.49
45					16.68	38.89	9.64	10.24	7.08	4.84	4.29	1.43	3.01	0.60
50					18.53	47.27	10.71	12.45	7.87	5.88	4.77	1.74	3.34	0.73
55							11.78	14.85	8.65	7.01	5.25	2.08	3.68	0.88
60							12.85	17.45	9.44	8.24	5.72	2.44	4.01	1.03
65							13.92	20.23	10.23	9.56	6.20	2.83	4.35	1.19
70							14.99	23.21	11.01	10.96	6.68	3.25	4.68	1.37
75							16.06	26.37	11.80	12.46	7.16	3.69	5.01	1.56
80							17.13	29.72	12.59	14.04	7.63	4.16	5.35	1.75
85							18.21	33.26	13.37	15.71	8.11	4.66	5.68	1.96
90							19.28	36.97	14.16	17.46	8.59	5.18	6.02	2.18
95									14.95	19.30	9.07	5.72	6.35	2.41
00									15.74	21.22	9.54	6.29	6.69	2.65
110									17.31	25.32	10.50	7.51	7.36	3.16
120									18.88	29.75	11.45	8.82	8.03	3.72
130											12.41	10.23	8.70	4.31
140											13.36	11.74	9.37	4.94
150											14.32	13.33	10.03	5.62
160											15.27	15.03	10.70	6.33
170											16.23	16.81	11.37	7.08
180											17.18	18.69	12.04	7.87
190											18.14	20.66	12.71	8.70
200											19.09	22.72	13.38	9.57
225											15.05	11.90	9.75	4.14
250											16.73	14.47	10.83	5.03
275											18.40	17.26	11.92	6.00
300													13.00	7.05
325													14.08	8.17
350													15.17	9.38
375													16.25	10.65
400													17.33	12.01
425													18.42	13.43
450													19.50	14.93
475														11.95
500														4.40
550														13.84
600														15.10

Note: Shaded areas of chart indicate velocities over 5' per second. Use with Caution.

The following chart represents the maximum wire length recommended for valve installation. Recommendations are based on wire sizes used for valve field (control) wires and common wires. All lengths listed assume the usage of one Nelson valve per zone and have been proven to operate the solenoid despite minimal voltage and high in-rush (worst case scenario).

To use chart, find the gauge of your common wire and the gauge of your control wire. The number that joins the two gauge sizes on the chart is the maximum number of feet of wire that can be used for installation. For example, if you use a 12 gauge common wire combined with an 18 gauge wire to control the valves, a 1,504 foot wire run is acceptable. (Based on a 20 VA transformer)

		Control Wire Size (ft)									
Common Wire Size (ft)	SIZE	4	6	8	10	12	14	16	18	20	22
	4	24,000	18,461	13,333	9,600	6,522	4,332	2,721	1,807	1,159	729
	6	18,462	15,000	11,429	8,571	6,030	4,110	2,632	1,767	1,143	723
	8	13,333	11,429	9,231	7,273	5,357	3,785	2,495	1,705	1,116	712
	10	9,600	8,571	7,278	6,000	4,633	3,409	2,326	1,624	1,081	968
	12	6,522	6,030	5,357	4,633	3,774	2,920	2,087	1,504	1,027	675
	14	4,332	4,110	3,785	3,409	2,920	2,381	1,796	1,347	951	641
	16	2,721	2,632	2,495	2,326	2,087	1,796	1,442	1,137	842	589
	18	1,807	1,767	1,705	1,624	1,504	1,347	1,137	939	728	531
	20	1,159	1,143	1,116	1,081	1,027	951	842	728	594	456
	22	729	723	712	698	675	641	589	531	456	370

The maximum PR values listed below are as suggested by the United States Department of Agriculture. The values are average and may vary with respect to actual soil condition and condition of ground cover.

Soil Texture	Maximum Precipitation Rates: Inches Per Hour							
	0 to 5% slope		5 to 8% slope		8 to 12% slope		12% + slope	
	Cover	Bare	Cover	Bare	Cover	Bare	Cover	Bare
Course sandy soils	2.00	2.00	2.00	1.50	1.50	1.0	1.0	0.50
Course sandy soils over compact subsoils	1.75	1.50	1.25	1.00	1.00	0.75	0.75	0.40
Light sandy loams uniform	1.75	1.00	1.25	0.80	1.00	0.60	0.75	0.40
Light sandy loams over compact subsoils	1.25	0.75	1.00	0.50	0.75	0.40	0.50	0.30
Uniform silt loams	1.00	0.50	0.80	0.40	0.60	0.30	0.40	0.20
Silt loams over compact subsoil	0.60	0.30	0.50	0.25	0.40	0.15	0.30	0.10
Heavy clay or clay loam	0.20	0.15	0.15	0.10	0.12	0.08	0.10	0.06



## MIDC TERMS & POLICIES

**ORDERS:** FOR YOUR CONVENIENCE, WE ENCOURAGE YOU TO E-MAIL, TEXT, FAX, OR PHONE-IN YOUR ORDERS. E-MAIL ORDERS TO MIDC@MIDC-ENT.COM

**PRICING:** PRICES LISTED ARE RETAIL PRICES AND ARE SUBJECT TO CHANGE WITHOUT NOTICE, AS MARKET CONDITIONS DICTATE. WE WILL MAKE EVERY EFFORT TO PROVIDE PRIOR NOTICE.

PRICES LISTED ARE RETAIL PRICES AND ARE SUBJECT TO DISCOUNT FOR TRADE, PROJECT, AND COMMERCIAL CUSTOMERS.

**CREDIT:** OPEN ACCOUNT TERMS ARE AVAILABLE TO COMMERCIAL CUSTOMERS WITH APPROVED CREDIT.

**CREDIT CARDS:** WE ACCEPT VISA, MASTERCARD, AMERICAN EXPRESS, AND DISCOVER. CASH DISCOUNT TO TRADE AND COMMERCIAL ACCOUNTS APPLIES TO CREDIT CARD TRANSACTIONS FOR WHICH THE CARD IS PHYSICALLY AVAILABLE FOR PROCESSING IN OUR STORE.

**WARRANTY:** MANUFACTURERS WARRANTIES APPLY. IN NO EVENT SHALL MIDC BE LIABLE FOR CONTINGENT, INCIDENTAL, OR CONSEQUENTIAL DAMAGES.

**CLAIMS:** CLAIMS FOR SHORTAGES MUST BE MADE WITHIN FIVE DAYS OF DATE OF SHIPMENT.

**RETURNS AND CANCELLATIONS:** PRODUCT RETURNS ARE SUBJECT TO OUR PRIOR APPROVAL AND MUST BE IN NEW AND SALEABLE CONDITION, INCLUDING ORIGINAL PACKAGING AND LITERATURE. PRODUCT MUST BE RETURNED WITHING 30 DAYS OF PURCHASE AND MUST BE ACCOMPANIED BY ORIGINAL INVOICE. PRODUCTS MAY BE SUBJECT TO A 20% RESTOCK FEE AT OUR DISCRETION. SPECIAL ORDER, ELECTRICAL, FABRICATED ITEMS, AND RETAILS SALES MAY NOT BE RETURNED EXCEPT UNDER WARRANTY. WARRANTY RETURNS WILL BE REPLACED OR REFUNDED AT OUR DISCRETION.

MIDC ENTERPRISES 2025 PRICE LIST  
PHONE: 651-633-9416  
FAX: 651-633-1709  
E-MAIL: MIDC@MIDC-ENT.COM